


**MUSTANG OWNERS CLUB OF AUSTRALIA - VICTORIA INC.**



# **MUSTANG ROUNDUP**

**CLUB NEWS FROM ACROSS VICTORIA & TASMANIA**

**SEPTEMBER - NOVEMBER 2022**



**MUSTANG SUPERCAR EXPERIENCE • FATHER'S DAY SHOW ST. KILDA • CLUB MINUTES & SOCIAL INFO  
• TASSIE CLUB RUN • CUSTOM GARAGE SIGNS • PETER'S CAR CLEANING TIPS • PLUS MUCH MORE**




COLOUR PRINTING THAT DOESN'T COST THE EARTH

We offer end to end marketing and printing solutions

- Graphic Design • Digital Printing • Large Format Printing
- Personalisation • Mailing • Offset Printing



Phone: 03 9763 9166 Email: [hornet@hornetpress.com.au](mailto:hornet@hornetpress.com.au)



MUSTANG  
ROUNDUP

ADVERTISING  
RATES & SPECS

DISPLAY AD SPECIFICATIONS

1/2 PAGE - NO BLEED	180mm (W) X 125mm (D)
FULL PAGE - NO BLEED	180mm (W) X 260MM (D)
FULL PAGE - WITH BLEED	210mm (W) X 297mm (D) + 3mm BLEED ALL EDGES

ADVERTISING RATES x 4 EDITIONS PER YEAR

TYPE	1/2 PAGE	FULL PAGE
BLACK & WHITE	\$150	\$250
COLOUR	\$500	\$750



MUSTANG  
ROUNDUP

SPRING 2022

MUSTANG OWNERS CLUB OF AUSTRALIA VIC. INC.  
ABN 33 821 241 698 PO Box 450 Hawthorn VIC 3122  
[www.vic.mustang.org.au](http://www.vic.mustang.org.au) email: [mocavic@mustang.org.au](mailto:mocavic@mustang.org.au)

Affiliated with: The Mustang Club of America, The Association of Motoring Clubs and Motorsport Australia.

OFFICE BEARERS	President	Ian Collins	0411 026 824
	Vice President	Joe Borg	0478 311 341
	Secretary	Tony Borg	0411 406 760
	Treasurer	Adam Richmond	0423 449 125
COMMITTEE		Rowdie McIntosh	0438 536 150
		Barry Bolton	0407 058 111
		Ken Harrison	0417 625 593
		Lino Avellino	0410 442 089
		Brian James	0417 361 019
		Sue Brodrick	0418 195 525
		De Colledge	0409 413 463
		Shane Cowman	0400 344 593
NATIONAL DELEGATES		Ian Collins	0411 026 824
		Peter Sheehan	0438 600 721
A.O.M.C. DELEGATE		Joe Borg	0478 311 341
C.A.M.S DELEGATES & LICENCING		Bob Lorch	0418 531 327
		Graham Bell	0419 326 261
MOTOR SPORT CO-ORDINATORS		Bob Lorch	0418 531 327
		Graham Bell	0419 326 261
VICTORIAN STATE SHELBY REPRESENTATIVE		Brian James	0417 361 019
EVENTS SUB COMMITTEE		Sue Brodrick	0418 195 525
		De Colledge	0409 413 463
		Kerry Thomas-Roscrow	0438 994 906
		Primary correspondence via email to <a href="mailto:mustangclubevents@gmail.com">mustangclubevents@gmail.com</a>	
CLUB PERMIT SCHEME CO-ORDINATOR		Craig McKenzie	0417 561 246 (MON-FRI only after 4pm)
CLUB PERMIT SCHEME OFFICERS		Shane Cowman	(Northern Suburbs) 0400 344 593
		Joe Borg	(Western Suburbs) 0478 311 341
		Bob Redwood	(Bendigo/Central Area) 0419 348 817
		Ron Campbell	(Greater Geelong Area) 0428 520 535
CENTRAL VICTORIA CO-ORDINATOR		John Chapman	0407 844 379
CENTRAL VICTORIA EVENTS CO-ORDINATOR		Angela Williams	0438 699 515
TASMANIAN CO-ORDINATOR		Dave O'Brien	0438 122 015
PROPERTY OFFICER		Barry Bolton	0407 058 111
MERCHANDISE & APPAREL		Lynda Sparrow	0447 474 790
MEMBERSHIP MANAGER		Davina Collins	0405 410 253 <a href="mailto:moca.members@gmail.com">moca.members@gmail.com</a>
MAGAZINE EDITOR		Colin Falso	0403 129 811
			<a href="mailto:colinmustangroundup@gmail.com">colinmustangroundup@gmail.com</a>

LIFE MEMBERS

Frank Thomson, Kevin Musgrave (Dec), Frank Hayes, Warwick Dowsley, Darryl Lowe, Graham Bell, Ian Blume, Tom (Dec) & Bev Brereton, Ron Minogue, Jim Lambie, John Chapman, Graham Folwell (Dec), Peter & Lorraine Richardson, Andre & Wendy Stoffers, Steve Lond (Dec), Nick & Kaye Duyvestyn, Rowdie McIntosh, Bruce Rigby, Ian Collins, Greg Hadfield & Colin Falso

**COVER MUSTANG: OWNER ALAN HARTFORD 1970 SPORTSROOF**  
M.O.C.A. Vic monthly meetings are held 3rd Wednesday of every month at Legends Bistro at the Moonee Valley Complex Thomas St, Moonee Ponds at 8.00pm.  
M.O.C.A Vic. Inc. nor the editors shall be held responsible for, or endorse, any personal opinion expressed in any article published herein, nor will M.O.C.A. Vic. Inc. or the editors warrant the workmanship or offers of any advertiser in this publication.  
M.O.C.A Vic. Inc. and the editors reserve the right to refuse advertising material or other material deemed to be inappropriate.  
Mustang Round-Up is the official newsletter of M.O.C.A Vic. Inc. and is registered by Australia Post No: PP334553/0007.





## PRESIDENT'S LETTER



Dear members

I cannot believe the speed at which this year has been moving, we now find ourselves in November headed towards Christmas, despite this being the wettest year we have experienced for some time we have managed quite a few events, but sadly our main event for the year had to be cancelled.

This year was to be the first time ever we have held our concours event in conjunction with another event the AOMC All American day. The event was to have been at the beautiful Caribbean Gardens Park. From the inception of this idea we held meetings with the AOMC president Iain Ross, a very easy guy to deal with and all looked like going beautifully apart from the fickle weather.

Two weeks prior to the event it rained non stop. The grounds of Caribbean Gardens are grass and were saturated and slippery, this would have caused many problems along with bogged cars and mud around. The forecast on the day was for more rain so we abandoned the show after an inspection of the premises.

In my time with MOCA Vic only twice before in the last forty years has the show been stopped due to weather. We have decided looked at other options, run a stand alone event somewhere else but were limited on the weeks we could chose so it seems next year is the only option with limited time left this year. We will move the Sunday night dinner function to suit when we hold the event.

The committee has put a lot of work into events like this so when they do not happen it is a major letdown.

We continue to hold meetings with attendances over the 130 mark which is very encouraging, and the new premises at Mooney Valley are tops as is the staff and food.

We will again hold our Christmas meeting in the second Wednesday in December which the club donates to the tune of \$20 a head with a couple of drink vouchers thrown in. This meeting is only for members and partners; no friends are allowed and the entry must be paid prior ; no cash on the night. Please follow the rules on this to save embarrassment for all.

The kids Christmas party not to be missed will be held in December, you dont have to bring kids to attend, so check the club site for details.

There are plenty more events in the pipeline but none bigger than the annual Tassie tour. This time we have a total 50 cars and 97 members travelling down to the Apple Isle. This event has gone from strength to strength and Dee and Neil always put together an itinerary that is fabulous. We will meet fellow Tassie members that wish to join up on all or just sections of the run. This time we are sticking to the North of the state after a few years down south.

Geelong revival is coming soon, this is loads of fun and some of our members actually compete on the beautiful foreshore track.

The national body held a meeting last month confirming all go for Adelaide next Easter. These are the first Nationals since 2019 due to Covid. Tony Kilvington and the Adelaide crew have had the event ready since 2020 but unfortunately were unable to get around Covid.

This event will be fabulous, I took a show of hands at our last meeting with about 18 already confirmed. The event will be held at gorgeous Glenelg so dont miss out, if you get the chance come along, the Adelaide club always put on a ripper event.

I was ratified to be the National President at the last meeting and along with our own Peter Sheehan the National Secretary. We hope to keep the National Body invigorated about future events.

This will be the last magazine this year so I wish to thank the Committee for the amount of work they put in the past year. From the Vice President Joe Borg Club Scheme Co-ordinator and AOMC Delegate all rounder, Secretary Tony Borg; we know has stepped into big shoes and doing very well, these two Tony and Joe are joined by an umbilical cord but not related. To the Treasurer Adam Richmond who manages the Concours as well. The General Committee Rowdie never shirks a job and every one of us at one time has been told where to park. Ken Harrison, can get anything Ken, Band leader, auctioneer and host. Barry Bolton in charge of stock and BBQs and we all know how good they are. Lino Avellino, Website Administration, computer expert and all round helper. Brian James for organising all Motorsport events and deals with Mooney Valley. Dee Colledge, say no more than one word; Tasmania...among other events. Sue Broderick a champion events all rounder. When can you remember Sue not around to help. Shane Cowman, new but full of enthusiasm and as you see at meetings helps with anything he can along with the Club Permit Scheme. Kerry Thomas-Roscrow big help as Events Co-ordinator thank you. John Chapman and Angela Williams for all there work organising Bendigo events, runs etc. Craig McKenzie for Club Scheme Co-ordinator and along with Lynda Sparrow Merchandise Co-ordinators. Thank you Bob Redwood and Ron Campbell for your work as club scheme Co-ordinators. And Colin Falso for putting the fabulous magazine together. Davina for all your work as Membership Secretary. The two CAMS Delegates Graham Bell and Bob Lorich

I thank you all from the bottom of my heart.

To all the members that help out on any given day you are not forgotten.

I wish you all safe holidays and an enjoyable Christmas break Merry Christmas to all and a Happy New Year

Lots of love

**Ian Collins**  
**MOCA VIC President**

## EDITORIAL

G'day fellow Mustangers.

Well, we made it through to the end of another year and as we cruise towards the horizon of the next year ahead, I would like to wish everyone a Merry Christmas and a safe & Happy New Year....take care on the roads.

As you may have noticed, this edition's cover sort of reflects the weather we have had the last few months and what it has been to get the Stangs out inbetween the rain. ....but as I write this editorial I look outside and it seems the weather may have finally turned for the better - sun is out, it's warm and hopefully we can all look forward to not having to use our windscreen wipers and heater demisters for a while.

Getting back to the cover shot, thanks go to Club Member Alan Hartford who not only braved the weather and took his 1970 Mustang Sportsroof out in the crappy weather but also took the time to send in a few pics and answer to my call for Mustang Stories AND replying to my call out from the Club Archives from our last issue - read more on page 11. What a great guy! Be like Alan and send in your Mustang Story. We really do want to hear about YOUR Mustang Story.

So, I'll leave you here with this great shot below taken by my lovely wife Angela with her phone just to prove that you dont need any fancy camera gear...you just need some great subject matter...like an ol' 60's Stang out with it's younger sibling cruisin' the open road.

**Colin Falso**  
**MOCA VIC Editor**  
**colinmustangroundup@gmail.com**

## DEADLINE FOR NEXT MAGAZINE - TODAY!

Please email all your articles ASAP directly to [colinmustangroundup@gmail.com](mailto:colinmustangroundup@gmail.com)

**MUSTANG  
ROUNDUP**



# Just Mustangs

Direct Importers of Mustangs & Classic American Cars



## SPECIALISING IN 1964 - 70 MUSTANG PARTS

We also import Mustangs & selected American Classic Cars.

New stock arriving ever 2-3 weeks. We stock Scott Drake, Dynacorn and TMI.

If you are after a part contact us to see if we can help.

We can also assist with any private importing of parts/cars etc from the USA.



## MUSTANG BOOKS ON SALE!



Huge range of Mustang Books to choose from!  
Many now out of print! Prices from \$10 - \$40  
Top Christmas Present - Pickup at shop or post.

## THE BEST PRICES ON ALL MUSTANG PARTS IN STOCK!

- Complete Mustangs 65 - 70 Disc Brake Kits.
- 65 - 66 Mustang Air-Conditioning Kits.
- Full or Patch Repair Panels for most year models available.

Contact Russell Trainor

JUST MUSTANGS Est. 1984

m: 0418 131 124 e: russell@justmustangs.com.au

11-13 Sutherlands Road Riddells Creek VIC

Hours: 9.30-12pm Mon/Sun

1.30-5.30pm Wed/Fri/Sat

or any time by appointment.

[www.justmustangs.com.au](http://www.justmustangs.com.au)

Visit our ebay store: [justmustangsaustralia](http://justmustangsaustralia)

## A Birthday Wish is Granted!

Peter Alderson



At the July MOCA meeting a call was made for one of our members to volunteer to give a ride in a Mustang for a boy who was turning four. Well, never one to shy away from giving someone a ride, I volunteered, got the contact details, and called them the following morning.

I spoke with Lydia, mother of Nico who was the boy turning four. She explained that Nico was absolutely taken with Mustangs and had pictures of them in his bedroom. He just loved everything about them - especially those that were Blue or Green!

That was a clue for me to be on the lookout for some Blue or Green Mustang Hot Wheels models! We arranged a day when we were both available and decided upon a location - where I know it would be possible to make some quick starts so he could experience the acceleration of a Mustang.

The park I chose was close to their home over near Reservoir, had some large car parks and some straight stretches of internal roads where we could achieve a little speed and some impressive stopping without troubling anyone on an open road.

I spent a day or so looking for a birthday card that would appeal to Nico and his like for cars. To my great surprise when searching at Woolworths I spotted exactly what I was looking for. The card was coloured with Blue and Green. The car on the front looked incredibly like a Mustang, it was Green, and on a Blue shaded background. How was that for luck! AND, it was for a 4th Birthday! It was the last one there so I snapped it up. Job done.

Next, I checked my stash of Hot Wheels models at home. Luck again. I had a Blue and a Green 2018 Mustang models.

My birthday bag of starting to take shape. I had a Mustang Motorsport Poster and a Roush brochure. These went into the bag as well.

I wanted to give Nico something to colour in as I thought that should appeal. I created three colouring sheets featuring one classic 1960s Mustang, a 2018 Mustang and a Mustang Pony. Each was drawn in an outline leaving the body to be coloured. These of course had to be accompanied by some colouring pastels I picked up from Officeworks.

Still a little more room in the birthday bag. Room for a Mustang cap and a certificate - Congratulations on Experiencing the Thrill of a Ride in a Mustang! Now, everything was in the bag and ready for the big day.

I was so excited driving over to Reservoir and I was wondering whether Nico was as excited as I was feeling. Arriving at their house I saw Lydia and Nico waiting on the nature strip - birthday balloons and all.

Some photos first, a walk around the car and then the birthday bag of gifts. Nico was over the moon when he saw the two Hot Wheels models. One in each hand from then on. Off to the park, some fun driving and morning tea. More, more, more he kept calling out. Was I happy to respond - guess!

Morning tea, a walk around the car searching for, and counting, all of the Ponies - do you know how many there are? Then, it was back home, some final farewell pics and a wave goodbye.

What a lovely way to spend a morning, giving someone the thrill of their life - so far anyway.





# 60th Anniversary of Shelby's

Ron Minogue



On Saturday 22nd of October Craig Dean of Mustang Motorsports kindly arranged for a display of Shelby's at his showrooms in Ferntree Gully to celebrate the 60th Anniversary of Carrol Shelby's amazing Mustang based sports car that has taken the world market by storm and continues to win new enthusiastic owners around the world.

Readers will recall that the MUSTANG ROUND UP & STATE CONCOURS was scheduled for Sunday the 23rd at Caribbean Park but unfortunately cancelled due to the foul weather forecast.

Despite the wet weather on Saturday 22nd about 50 Shelby's turned up at Mustang Motorsport.

As the cars were all on bitumen and there was plenty of sheltered space for Shelby owners in the workshop and display area the wet weather was not a problem.

At Caribbean Park the cars would have been displayed on grass and it was decided by MOCA, AOMC and the



management of Caribbean Gardens, quite rightly, that it would not be practical to go ahead with the display.

I was a little disappointed that I did not see any 60's era Shelby's. However, given that probably all of the Shelby's on display had at some stage been through Craig's careful


hands at Mustang Motorsports it was not surprising that they were all late models on display.

All the Shelby's were in great condition, but one car in particular took my eye and that was a current model Shelby painted in what

appeared to me as Medium Blue Metallic (a 1968 Shelby colour) with white stripes.

It was a perfect example of a current model Shelby with a strong hint of 1968.

My apologies that I did not get the owner's name and I have probably described the colour incorrectly, but it was simply outstanding.



## TRIVIA QUIZ

Despite the shocking weather (apparently the coldest Melbourne Cup Day since 1913) Cup Day at Flemington this year was still a great race day for the tragics appearing at the course and others like me sitting at home watching it all on TV.

Can you guess the name of the horse who ran a strong place in the last race of the day? He was a strong horse by Toronado out of Storm Kite and trained by D A Williams of Goulburn NSW.

You will find the answer on page 50 this magazine.




# MUSTANG

## PARTS & ACCESSORIES AUSTRALIA'S No.1 MUSTANG SPECIALISTS

WE STOCK A FULL RANGE OF QUALITY USA RESTORATION PARTS & ACCESSORIES

Factory Shop Manuals  
Weatherstripping  
Upholstery  
Wheels/Wheel Covers  
Exterior Mouldings  
Window Glass  
Suspension Components  
Body Panels/Sheetmetal  
Decals/Stripes  
Badges/Emblems  
Bumpers  
Merchandise & Accessories



EASY PAYMENT & SHIPMENT  
We accept, VISA, MASTERCARD and C.O.D



MUSTANG CLASSICS  
MUSTANG WORLD

[www.mrmustang.com.au](http://www.mrmustang.com.au)

Office & Showroom U 5/502 Marmion Street, Booragoon WA 6154 1800 687 826  
New Location U2 / 502 Marmion Street, Booragoon WA 6154 089 330 9911



**Griffs**  
American  
Auto Parts  
& Restorations

### Acquisition, Restoration & Sales of Muscle Cars, Hot Rods & Classics.

#### Services Available....

- Turn Key Projects
- Part Projects
- RestoMods
- Custom Fabrication
- Complete Range of New Mustang Parts 1964 – 1973
- Engine & Driveline Installations & Upgrades
- Sourcing of Second Hand & Rare Parts
- Body & Paint Restoration



Griffs restoration shop is located in the heart of Victoria in ever sunny Ballarat. We have a 1000 square metre factory with state of the art equipment and facilities.

Griffs is not just any old workshop, we take pride in everything we do and our work environment reflects exactly that, it is always ultra clean and tidy.

We welcome all visitors to come and view our shop, have a coffee and discuss your next project.

No matter what your heart desires, at Griffs we can make your dream come to life. Qualified tradesman, experienced project management and experienced automotive builders ensure your car is completed on time, on budget and most importantly to the highest of standards.

#### Opening hours

Monday – Friday 8.00am – 5.00pm

LMCT 10489

**"Where Life Is All About the Ride"**

3 Traminer Crt, Wendouree, Vic, 3355 Phone: (03) 5338 2427 Fax: (03) 5338 2527  
Email: [sales@griffs.com.au](mailto:sales@griffs.com.au) Web: [www.griffs.com.au](http://www.griffs.com.au)

## From the Archives

Alan Hartford



I made a call out in the last issue to see if anyone recognised any of the Mustangs in the pics from one of our Concours shows at Caulfield from around the early 90's.

Well, someone did see their 'stang and, as editor, it's great to see that

someone was reading the small print and made an effort to send me in some info and pics of his Mustang.

Alan Hartford, the current owner purchased the 1970 Sportsroof in 2004 off the second owner Mario who bought the car from a Matthew who Alan believes was the the owner at the time when the Caulfield photo was taken.

It's great to know and read about these Mustang's past history but just as enjoyable to know that they are still out there being enjoyed today by their current owners, friends and families.

Alan's 1970 Mustang built in 1970 on January 1 at the San Jose Plant includes many of the desirable factory options: It features Grabber Orange Paint, Black Vinyl Roof, 351 Cleveland with 4BBL Carb, FMX Auto, 9' Rear Diff, Hood Shaker, High Back Seats, Spoiler Package, Air Conditioning, AM Radio, Complete Tinted Glass all round and Rear Louvre just to name a few.

Thanks again Alan for sending in the pics and info and sharing your Mustang Story with the rest of the Club.



Alan's grandson Brody giving the 'Stang the thumbs up!



Alan's grandson 'at the wheel' of his 1970 Sportsroof and dreaming of owning his own 'Stang one day....



**MUSTANG  
ROUNDUP**



# Father's Day Show @St. Kilda

Ron Minogue



With a good turn out of about 20 MOCA Mustangs and Shelby's the annual Father's Day show in Acland Street St Kilda was a great day,

Every space was occupied by a huge variety of cars. It was also the largest crowd of visitors I had seen over many years. It was clear that now Covid is "over" people just want to get out and they certainly did in droves on this day.

They had a great rock and roll group playing for most of the day with all the old favourites such as "Route 66". Acland Street became a dance floor.




All of the local traders did massive business.

The only criticism I had was that the toilet facilities were a disgrace. Obviously the organisers did not expect such a huge crowd but that is no excuse. There were lines of women waiting to get into the proper toilets because all of the mobile toilets had run out of toilet paper.

That is not a good incentive to get your lady friends to come along to car shows.

Maybe the organisers could get "Kenny" on the job.



Additional images supplied from the MOCA VIC Club web site

**MUSTANG  
ROUNDUP**



# Tassie October Run

Murray (Muzza) Booth



Well we have just gone for a great day out down here in Tassie. President Len arranged some great weather where all the Mustangs looked Snazzie.

We all met up at a Café and got the days briefing around the table. It was good to see so many Mustangs out of their Stable. We had a few GT's, a Cobra, a Shelby and even a 2022 Mach 1.

The colours were good, the company was great and the drive was a lot of Fun.

We parked on the boundary of a cricket ground for a group photo where we all looked our best. Not a good decision Muzza, as there was a game of big hitters in progress.

Our journey took us to Greens Beach, Red Hills, a lot of Yellow crops and a café that was Blue. It was a great day with

Kaylene, Shirley and Danny just some of the crew.

Dion bought along Cynthia and Rob drove with his top down. Donno's Stang looked awesome and we all admired the Grant Mach 1's sound.

We all went well in the questionnaire we had to fill out on the way. The pre-set route saw us travel some roads, mostly windy and also around past the bay.

We ended up parking our Ponies for lunch on the banks of the Tamar. With the Mustangs in red, orange, blue and white it was hard to pick the best by far.

Thanks for all who came for the drive, a chat and a chance to stretch the legs of our Steads,

Next time we should head a little bit further south to plant a few seeds.





# Signs of Stallions in Sunbury

Daniel De Bono

It was just a casual sunny Saturday morning cruise up to my mate Billy's beautiful property in Sunbury.

Joe Borg rang me on the Friday and asked if I wanted to tag along as he was picking up some signage (a mock-up number plate for a 6 x 4 trailer that he was fixing up for his daughter) and I suggested that we take the cars.

I also caught up with my mate Greg Failla on the Friday and asked him if he wanted to tag along too. Any excuse to take the cars out right?!

So we cruised on out there and had a lovely relaxing chat and a coffee with Billy and his wife Kyle.

They actually own a '66 Silver Blue GT Convertible from California. It is very original and still has all the smog stuff and brass carburetor tag on it too. Really nice car.

Joe recently built him a fresh 289 as his original block was unfortunately too far gone to rebuild. Once Billy installed the motor, Joe and I went down so Joe could do a final tune and they got to talking and it turns out that Joe and Billy's dad went to primary school together and got up to all sorts of mischief but there's a whole other magazine article right there! Small world huh?

Billy's dad who is also named Joe is well known for his collection of Mk I and Mk II Zephyrs.

Billy is a talented sign writer and made us two personalized signs as a thank you for helping him out. What a top guy!

He actually does the stripes on the new Mustangs at Sunbury Ford and did my gold stripes on my '84 Bronco too.

Over all it was a very pleasurable morning out where Mustangs bring old and new friends together to enjoy each other's company and love of cars. Perfect start to our weekend.






# Duval Motorsport Australia Pty Ltd

## Our Services Include:

- Track and tarmac rally preparation
- Brake and suspension upgrades
- Fuel and ignition system re-calibrating
- Engine development and blueprinting
- Dynometer Tuning
- Mechanical repairs and routine servicing



When approached by Alan Moffat to develop his all conquering Trans Am Mustang, from the early days of tunnel port engines through to the Boss engines, we can say with confidence that we understand Mustangs. Our knowledge of V8's was further honed with the design, development and production of the Australian Ford GTHO Phase 1, 2, 3 and 4 high performance engines which won many times at Bathurst.

**Bill Santuccioni**

24 Crawford Street Braeside Victoria 3195

Ph: 0438 907 672 Email: duvalmsport@inet.net.au

# EAST-SIDE automatics

all mechanical repairs transmission specialist RWC inspections  
car air conditioning brakes & clutches log book servicing

## specialising in Mustangs

Factory 4/214-224 Wellington Road  
Mulgrave Vic 3170

ph: 03 9561 8666  
call for a quote!



Licensed vehicle tester



Accredited  
Automobile  
Repairer



Accredited  
Automatic  
Transmission  
Specialist

## Fabulous Man Gone Troppo

Phil Browne

Ever been cruising along on a day drive, enjoying the sunshine and the burbling note from your exhaust when you noticed a car in front with a strange arrangement of Alphas and Numerics where the number plate sits? M84FUN? B14NCA? 1LUV3M3? In days gone by, before personalised number plates it was just 3 Alphas and 3 numerals ABC 123 or in more recent times 1AM 2BR. But then the option to identify your wheels with some fun or a desire to see your name in (tail) lights.

There have been some classics such as 4MYEGO on a Roller and 6ULDV8 carried by a braggart in NSW before somebody realised and had it withdrawn.

A certain footballer allegedly had FIGJAM to tell the world just how good was. These days it can be obvious, such as BIGKEV, MAGIC1, LOADED etc.

However it is occasionally a given name where letters are replaced by numerals because the plate is already in use. B14NCA for BIANCA, 3LV1S for ELVIS.

Some are even more subtle. Years ago I was looking for a present for Her Majesty and I thought of a personalised number plate, except that she said she would never have one on her car. At the time I had access to a system that

allowed me to search the RTA database and I discovered that a standard 3 Alpha 3 Number plate was available. It was a standard white on black plate and if you didn't know who the driver was it looked just like an antique plate. However, reading the 3 Alphas and you said her name. As I said, you've got to know the lady and her moniker to pick it. By the way, I had to pay a premium price for what was once a standard plate.

Over the years I've had personalised plates on my muzzas. Two of them involved the letters FMGT, meaning Ford Mustang GT. However, the other day I was parked in a shopping centre in Bendigo and a guy walked by, looked at the plate and asked "What does FMGT mean?" The simple answer is Fabulous Man Gone Troppo.







# Registration Form Mustang Nationals Glenelg SA 7-10 April 2023 Hosted by MOCSA



ENTRANT'S Surname: ..... First Name: .....  
Name of spouse/partner: .....  
Address: .....  
State: ..... Post Code: .....  
Phone: ..... Mob: ..... State Membership No: .....  
Email: .....  
Children's Name/Age: ..... /..... /..... /.....

Accommodation rates have been secured for a minimum of 4 nights for the period Wednesday 5 <sup>th</sup> April - Tuesday 11 <sup>th</sup> April 2023 inclusive								
		(Please tick nights required)						
Accommodation	\$/night	Wed 5/4	Thu 6/4	Fri 7/4	Sat 8/4	Sun 9/4	Mon 10/4	Total \$
Haven Marina: Queen Bedroom (2 people)	\$159							
Haven Marina: Queen & Single Bedroom (2-3 people)	\$189							
Haven Marina: Family Room (Queen/2 Singles) (3-4 people)	\$209							
Buffalo Motor Inn: Queen & Single Bedroom (2-3 people)	\$145							
Buffet Breakfast: Watermark Hotel (50 metres from Motel venues) is the location between Thu 6/4 - Mon 10/4 daily	\$27/ person	N/A		N/A				
Accommodation Enquiries: Trish Kilvington 0438 123 952 or email: <a href="mailto:pkilving@bigpond.net.au">pkilving@bigpond.net.au</a> for other room/day configurations and advise if childcare is required								
Functions and Cruises		Adult / Child 10-16 U/10 No Charge		No. Adult	No. Child	Total \$		
Friday 7 April	Meet and Greet Dinner: Club Shirt theme @Stamford Grand Glenelg (Seafood Deluxe/Carvery Buffet and selected drinks package)	\$98 / \$40						
Saturday 8 April	Dinner & Auction: Roaring 20's theme @Morphettville Racecourse (Gourmet Buffet and selected drinks package)	\$98 / \$40						
Sunday 9 April	Presentation Dinner: Semi-formal theme @Stamford Grand Glenelg (3-course meal – alternate drop and selected drinks package)	\$98 / \$40						
Monday 10 April	Cruise and luncheon to be advised	TBA						
FOR ENQUIRIES OR DIETARY REQUIREMENTS PLEASE Contact Trish Kilvington 0438 123 952 or email: <a href="mailto:pkilving@bigpond.net.au">pkilving@bigpond.net.au</a>								
Car Details	*Class	Year	Body Style	Colour	Rego	Total \$		
Car 1								
Car 2								
Car 3								
Entry to Concours Class and Display Judged categories is only OPEN to Financial Members of the Mustang Owners Club Australia (MOCA) *Mustang Entry Classes: Thoroughbred \$60, Original \$50, Modified \$50, Resto Mod \$50, Display Judged \$35, Show 'n Shine \$10 Further details on your entry will be requested once registration form is received								

PLEASE RETURN your completed registration form with your DEPOSIT of \$100 by 30/10/2022  
To secure your booking full payment required by 31/01/2023  
Email or Post completed forms and payment to: Trish Kilvington  
Email: Scanned Registration Form to [pkilving@bigpond.net.au](mailto:pkilving@bigpond.net.au)  
EFT MOCSA Nationals BSB: 805050 ACC: 100100716  
Details: (Surname & Initials) 2023 Nats  
Post: PO Box 210 North Adelaide SA 5006  
Cheques made payable to "MOCSA"

GRAND TOTAL \$	
LESS DEPOSIT \$	
BALANCE PAYABLE \$	
FINAL PAYMENT MADE -	/ /
DD EFT CASH	
CHQ	



Hi MOCA VIC Executive Team - Ian, Joe, Tony and Adam. The MOCSA Committee and members are excited to announce that the 2023 Mustang Nationals at Glenelg SA over the Easter weekend 7 - 10 April is a GOER.

We're thrilled to extend an invitation to you and your members to attend the Nationals and thank you for your previous interest, as in the case of 2020.

The 2023 Nationals will be a special occasion as we are celebrating the 40th Anniversary of the Australian Mustang Concours/Nationals event where all States and Territories will be represented.

Advertising of the 2023 Nationals is present on the MOCA home page with a link to the Registration Form that will enable members to complete online.

As part of the advertisement, the Registration Form is also available to be viewed with page two highlighting details of the event and can be printed.

A countdown timer which will count down the seconds to the start of the event is also in play.

In addition to the MOCA home page link to the Registration Form, we are arranging a link to be displayed on each State's Home web page, promoting the event and enabling members to click on the link to register.

We are hoping that each State will coordinate a convoy of members to travel to Adelaide in 2023 to celebrate this special occasion.

Looking forward to hearing from you and your members by way of the Registration form and making contact with each registration entrant once they acknowledge interest in the event.

If you have any questions please do not hesitate to contact me on 0401 123 931.

Kind regards

Tony Kilvington, Trish Kilvington, Kym Turner  
2023 Mustang Nationals Team



# ATTENTION ALL VIC CLUB MEMBERS

## DO THIS...

Take some photos at the next Mustang Club Event.

## OR THIS...

Write your Mustang Report, News, Tips or other Mustang Related Stories.

## THEN THIS.

email all your files to [colinmustangroundup@gmail.com](mailto:colinmustangroundup@gmail.com) and be in the running to...

## ...WIN THIS!

Contact committee for full details



**Suspensionpartsonline.com.au**



**BORLA**  
**EXHAUST**




We stock and sell BORLA exhaust systems. Axle Back and Full Cat Back Systems # No 1 in the USA



We stock and sell Project 6GR wheels. Flow Forged to suit your S197 and S550 with perfect fit.



**VOGTLAND**



We stock and sell the VOGTLAND range of Lowering Springs and CoilOver Kits for your S197 and S550



**ARH**  
American Racing Headers



We stock and sell the NEW RHD American Racing Headers made in the USA to suit your S550 GT 5.0



**MP CONCEPTS**



MP Concepts GT350 Nose kits, Side Scoops, Window Louvres, Blank Rear Deck Lids, Quad Tip Valance etc

Service and Advice - [Suspensionpartsonline.com.au](http://Suspensionpartsonline.com.au) is your #1 Mustang S550 source.

Unit 5 /188 Chesterville Road, Moorabbin, Victoria. 3189 Ph 03 9553 6915



**What's your  
Mustang Story?**

**Share it in our  
Club Magazine!**

We are always seeking articles to print in our Official Club Magazine.  
Send your Mustang Report, Pics, News, Tips or other Mustang Stories to:  
[colinmustangroundup@gmail.com](mailto:colinmustangroundup@gmail.com)



# Supercars Experience

Phil Browne



As part of a compensation package for people who bought the new Mach 1 there was an offer of a "Supercars Experience". (The compensation was in regard to the cars being delivered not having some of the features listed on the specification sheet. The worst aspect, for me, was no Mach 1 floor mats.)

The Supercars Experience included a lap of a race track in a "performance" Mustang. I opted for the Supercars event at Phillip Island in 2021 as it was a track I had never visited, let alone had the opportunity to be driven around. But you-know-what got in the way and the event was cancelled. The best alternative was Sandown in August, 2022.

As the date got closer I started getting emails from Ford Australia regarding the "Mach 1 Ford Performance Owner Experience". The Supercars would be at Sandown for 3 days - Friday to Sunday - and the experience was to happen on the first day.

Two General Admission tickets were sent out along with a schedule of track activity for the weekend. There was also an offer to display our vehicles under the Grandstand.

The conditions to display vehicles were quite stringent and although they had room for 40 cars only 18 owners took up the opportunity. Cars could be left on site for the 3 days or driven in daily.



I opted for the daily attendance planning on only being there on the first and last days.

Although I had 2 tickets I went alone because Her Majesty had an important appointment she was unable to defer.

Getting up at 5:00am to leave home in the Macedon Ranges in time to arrive before 7:30am was like going to work many years ago, and I didn't enjoy it then either.

So I did the proper thing, left in the dark and joined the early commuters driving to Melbourne before driving out the other side of the city and along the Monash Fwy.



I made good time, time enough to top up with fuel at a cheap servo and pick up a coffee at a Scottish drive through.

When I arrived I was the 4th car in the display area and the others rolled in shortly after. Cars parked, owners introduced to each other and admired minor changes some had done. A couple of polishing clothes came out and were used.

First activity was for all the participants to gather at one of the garages on Pit Lane where the order of procedure was explained.

Grab bags of goodies were handed out along with nice new umbrellas as a souvenir. We were to gather near the track around 10:30am. 10 cars were rolled out on to the track and passengers lined up.



As your turn came a car pulled up, you buckled yourself in to the passenger seat and away you went. My driver was a young fellow who lived near me and we talked about the Macedon Ranges rather than the car.

A pretty standard Mustang, speed limited to 130kmh for this activity, one lap and that was it. I must admit I've driven around Sandown in my own car faster than that but it was interesting observing his technique and style.

Later in the morning a signing session was organised at the back of the pits with half a dozen drivers fitted with pens autographing some posters. They all seemed so young but I guess that is part of my growing older. I grabbed a couple of posters and had them signed as a gift for a young enthusiast who lives near me.

On the Friday the G.A. tickets basically allow you to all areas excluding Pit Lane. I wandered the Paddock area where the Porsches were being prepared then accessed the Grandstand to watch the Aussie racing cars (funny little things that go like the clappers), Porsches, Toyota 86s and others before the Supercars got a run.

By 2:00pm I had had enough. I had to get up early then missed out on my nana-nap and the activity on the track was boring. Practice but no racing so I sidled off to the Blue Flash and headed home.

We did not bother with the Sunday race day. G.A. tickets would not allow us access to any of the interesting areas or even the Grandstand. I also wanted to watch a particular football game so we watched some of the racing on the TV at home, in comfort. But I had experienced the "Supercar Experience".









REPLACEMENT PARTS ★ ACCESSORIES ★ RESTORATIONS  
FOR 1964 - 1973 MUSTANGS & 1967 - 1976 FALCONS

COME IN & SEE OUR HUGE RANGE OF QUALITY  
USED, NEW OLD STOCK & REPRODUCTION MUSTANG PARTS.  
HOT PRICES IN STORE OR ORDER ONLINE 24/7



✕ COMBINED SHIPPING  
FOR MULTIPLE ITEM  
ORDERS

📦 LARGEST RANGE OF  
MUSTANG PARTS IN  
AUSTRALIA

☎ CUSTOMER SUPPORT -  
NOT SURE ABOUT A PART,  
GIVE US A CALL

👤 EXPERT ADVICE FROM  
EXPERIENCED  
RESTORERS



8 Vickers Street Reservoir VIC 3073 t: 03 9042 6150  
e: [sales@nationalmustangs.com.au](mailto:sales@nationalmustangs.com.au) [www.nationalmustangs.com.au](http://www.nationalmustangs.com.au)

Join our FB page to see our latest deals & specials @ [www.facebook.com/nationalmustangs](https://www.facebook.com/nationalmustangs)





# CAR CARE Tools, Techniques & Tips

## Episode 16 – Wheel Arch Rejuvenation

Peter Alderson

Wheel arches are another area that we might rinse and scrub somewhat whenever we wash our cars. However, we cannot guarantee that we are actually cleaning everywhere in this difficult area.

Over time, they deserve a little extra attention to ensure they stay undamaged and in good order; are actually clean; the colour is restored; and, they will not be subject to fading, drying out or at worst, cracking due to becoming dried out. So, in this episode, I'll be explaining how to "Clean and Rejuvenate Wheel Arches".

We all clean our wheel arches when we wash our cars, right? Well, we might spray some water in there to knock away obvious layers of mud. But do you go the extra mile and scrub the arches as well? Given the punishing these areas get from water, road film, dust and mud, tar, stones and gravel, our wheel arches deserve one deep clean at least every year. Now is that time!

Last episode we removed our wheels to perform a really deep clean of the rims. Now, while our rims are off, it is a convenient time to clean and rejuvenate our arches. So, let's do that now.

### The Tools – Wheel Arches

Here are the tools you are likely to use to deep clean and rejuvenate wheel arches.



**The Tools for wheel arch cleaning & rejuvenation.**

#### The Tools – Wheel arch cleaning & rejuvenation.

1. 1 x pair of gloves to protect hands.
2. 1 x Bowden's Auto Body Gel – WET Wash.
3. 1 x Simple Green – WET wash.
4. 1 x Bowden's Clean Detail – DRY wash.
5. Wash sponge / microfibre cloths.
6. 1 x Flagged Brush / paint brush for agitation.
7. 1 x Bowden's Ta Ta Tar or Goof Off.
8. 1 x Bowden's Mr. Black – The Black Box set.
9. 1 x Bowden's Vinyl Revival.
10. Applicator pads - foam or microfibre.

When rejuvenating wheel arches, break the process down into three stages:

**Stage 1: A WET wash outside.**

**Stage 2: A DRY wash inside with enhanced cleaning.**

**Stage 3: Rejuvenating surface and adding protection.**

### The Techniques:

#### Stage 1: A WET wash.

Wheel arch cleaning begins outside with a WET wash. When washing the car is a good time to do this. I do my wheels first and then move to the body.

*TIP: Washing your wheels and arches first, gives them time to dry whilst you wash the exterior of the car. That way when you move the car inside to perform the deep clean everything will be dry.*

Here I will concentrate on the wheel arch alone, so follow these steps to give them a thorough cleaning.

1. Set yourself up with a stool; hose with adjustable wash head; washing bucket; and, rinsing bucket. In the bucket is Bowden's Auto Body Gel. It has a balanced PH, is high-sudsing to carry away dirt and will NOT add any wax or protection. Remember, we are performing a deep clean and will be stripping away any previously applied products. Using a wash that adds wax or protection would be a waste here.
2. To loosen dirt, and other contaminants, use your hose to give the wheel arch a good soaking. This helps loosen dirt, mud and brake dust. For the wheel arch, use a flat / vertical setting on high pressure. No painted surfaces here to protect so we can push contaminants away and soften them ready for step 3.



**Wash wheel arch with a high pressure, flat spray.**

3. Next, grab your long-handle brush to scrub the wheel arch. Remember to use the suds and rinse the brush after each scrubbing before getting more suds. Brushing helps loosen any material that was not wash away with the initial flush of water. Go around the arch, and back and forth across it, to get all areas clean. Don't rinse just yet, just let the suds soak.
4. After the suds have soaked for about 30 seconds, use your hose to spray away the suds, and grime. Be thorough and go back and forth a number of times.



**Scrub wheel arch, let dwell, then spray clean.**

5. You have a choice: Spray Bowden's Orange Agent, or Simple Green\* (strong solution) around the arch. Spray generously around all areas of the arch you can reach with your cleaning spray bottle. Let it dwell for 30 seconds to penetrate and loosen any contaminants. Use the long-handled brush to scrub areas you can reach to disperse residual grime.

Interestingly, you can do this on arches that have the felted cloth noise reduction as well as the arches that are covered with the normal black plastic covers.

*\*TIP: I tend to use Simple Green, It is cheaper than Bowden's, I can dilute it to a stronger solution for this type of dirty job, and I can use it in greater quantities without worrying about the cost.*

6. When you have finished your final scrubbing, give one final rinse with the hose – use the flat / vertical setting on high pressure. Work from the top of the arch and rinse downwards, pushing the water from top to bottom. Do this a number of times until you see clear water running from the arch onto the ground. This will ensure no cleaning product is caught in the arch.
7. Grab your leaf blower and blow dry the arch working from top to bottom. Once finished, you can wash the rest of your car. This allows time for the wheel arches to dry before the next stage.

#### Preparing for a DRY wash.

Move your car into a safe area where you can remove the rims, one at a time, to get access to each wheel arch. I use my underground garage. You need to have some space around your car where you can safely place the tools you will use, a seat to make working more comfortable, and, good lighting.

You must remember that scrubbing the arch during washing has not entirely cleaned all parts of the arch. The brush you used can only reach so far. Behind the wheel especially can be hard to reach and is often not cleaned as well as more easily accessed areas. So, there will be parts of the arch you were unable to really clean easily.

To effectively deep clean and protect each arch we will need to remove each wheel as part of our rejuvenation process. A dry wash is needed.

So, remove the rim . . . .



As was stressed in my previous article, you must work safely to ensure both you, and your car, do not come to grief.

*TIP: Safety is Essential. Do take care to chock all wheels, use a safety stand, and a strong jack. Remove any handles from the jack or move the handle to a vertical or upright position to avoid tripping on it. Place wheel brace, breaker bar, torque wrench, and studs together and nearby, so nothing is tripped on or lost.*

*Do take Care!*



**Safely jack car and chock all wheels.**



## CAR CARE Tools, Techniques & Tips

### Episode 16 – Wheel Arch Rejuvenation

#### Rim Removal

Carefully remove one rim at a time to perform the next two stages of deep cleaning, then rejuvenation. After each arch is completed, and the wheel is remounted, work on the next until all rims are done.


1. Park car on level ground.
2. Choose a dry, dust free space out of the sun.
3. Choose a wheel to begin.
4. Chock opposite wheel and rear wheels.
5. Use a breaker bar / wheel brace to loosen studs.
6. Hoist car slowly and carefully.
7. Insert a car stand as a safety measure.
8. Remove all studs.
9. Remove wheel and set aside.
10. Perform Stage 2 – a DRY wash on the arch.
11. Perform Stage 3 – rejuvenation on that arch.
12. Return wheel to the car, and tension studs appropriately, before moving to the next arch.
13. Repeat until all arches have been completed.

You are now ready to commence Stage 2 cleaning.


#### Stage 2: A DRY wash with enhanced cleaning.

When performing a WET wash the wheel gets in the way! This means there will be areas of the arch that have not been cleaned thoroughly. Not to worry – this is why we do a DRY wash once the car is inside, the car has been jacked and the rim removed.

Inspect the arch. Look for areas where the dirtier spots are, as these will be the main focus of your DRY wash procedure.



Areas not sufficiently cleaned after washing.



Other hard to clean areas during a WET wash.

1. If parts of the wheel arch are only lightly dirty after its wet wash you can use Clean Detail. It's a cleaner that evaporates quickly, leaving a totally clean, and dry area.



Spray Bowden's Clean Detail on to any dirty areas of the wheel arch to moisten and loosen grime.

Then, with a brush, or microfibre cloth, agitate the area to lift away light deposits of oil, grease, and dust from the surface being cleaned.

The Clean Detail then evaporates away, leaving no residue. Perfect for a DRY wash procedure.

You may have noticed that I am NOT going to use Bowden's Orange Agent, or Simple Green, or Bowden's Sublime Clean around the arch. All of these

cleaners are great, but require washing off.

I want to make life easier with no messy water getting onto the floor. After all, they also require more drying, and I do not want to be worried about water and drying when working inside my garage.

*TIP: Bowden's Clean Detail cleans then evaporates away, meaning no washing is needed. The result is a cleaner and speedier process.*

2. As you work your microfibre around the arch you may notice some areas are gritty and your cloth catches on them. This is going to be small areas of dirt or tar that were not removed with washing alone. Time for Bowden's Ta Ta Tar or Goof Off.

Both of these products will help you remove these 'sticking points' and make the plastic smooth again.



Spray the area with your chosen product, and spray your microfibre cloth as well. Gently scrub the area to remove the 'sticking point' and then wipe over with some Clean Detail. Buff with a DRY microfibre.

You are now ready to commence Stage 3.

#### Stage 3: Rejuvenate surface and add protection.

These final steps are relatively quick. First we will rejuvenate the plastic. It may be looking grey due to oils being lost and the effects of UV making the black plastic look much lighter. Rejuvenation is also needed to stop untreated plastic from cracking.

The first thing to do is use Bowden's Flash Prep to ensure our plastic is extremely clean prior to its application. For Bowden's Mr. Black to work correctly, the plastic must be free from any oil, dirt and silicones, or any previously applied product, such as those we have used during the cleaning process, as well as any previously applied Vinyl Revival.

So, get your bottle of Flash Prep and two general-purpose microfibre cloths – one for application and the other for drying.

1. Work on a section at a time, say the front half of the arch, spray Flash Prep onto the surface and some on to your microfibre cloth. Work the product around all areas of your chosen section being careful to spread it into any depressions and crevices. Once you have spread it around the area you will notice it starts to evaporate. So before it totally disappears, grab a clean microfibre cloth and wipe over the area. Be sure to dry off all Flash Prep before moving to the next section of the arch you want to clean.



Cleaning of plastic with Flash Prep.

Time for Mr. Black to work his magic!

2. Grab Bowden's Mr. Black bottle of solution and the applicator pad. Mr. Black uses very concentrated, and extremely fluid, dark dyes and is formulated for all black external plastics of your car, including the black plastic grill.

The little bottle of Mr. Black is only 250ml, but as it is so easily applied it will do many cars. Use it sparingly as applying too much to your applicator pad is just going to waste it. It goes a L O N G way!

*TIP: Bowden's Mr. Black is a Black dye, plastic trim restorer. It is used either on any black plastic that is in need of a colour restoration, giving aged and greying plastic a renewed black appearance. WEAR GLOVES to keep hands safe from the dye.*



Just a few drops of Mr. Black are all you need.

3. No tricks here. With a few drops on the applicator pad you will be able to easily spread the dye around all areas of the plastic arch. Go over previously applied areas in a different direction to ensure all areas have been completely covered. As a guide, when treating your entire wheel arch you only have to load the applicator about 3 times, each time, with 3 or 4 drops on the applicator pad.



Apply Mr. Black. North/South then East/West.

4. Allow Mr. Black to soak into the arch for a few minutes. Grab the second applicator that comes with the Mr. Black pack, and gently wipe over the area you have completed. This will even out any darker or lighter areas you have may noticed. No need to apply any solution during this leveling process. You are just ensuring an even spread of Mr. Black.



CAR CARE Tools, Techniques & Tips  
Episode 16 – Wheel Arch Rejuvenation

5. Allow the Mr. Black to soak in to the arch for about 10 minutes. Give a wipe over with a normal microfibre cloth to lift away any un-dried Mr. Black.



Bowden's Black Box contents – all you need.

I chose to purchase the Mr. Black Box (\$85) rather than just the bottle of Mr. Black (\$55). The Box comes with multiple applicators, and a special applicator brush, for applying Mr. Black to smaller, or tricky areas. Gloves, cloth, and Flash Prep are also in the box. Great value I thought, so why not invest?

6. The final stage now - apply Bowden's Vinyl Revival. We've used Vinyl Revival before on all external black plastic, rubber trim, vinyl tops and the like.

Being pH neutral it can be used safely on all of these materials, gives UV protection, and a mid-sheen appearance. It is also water resistant so helps keep the wheel arch plastic looking good for longer.

7. Apply it using a general-purpose microfibre, pad or a brush for hard to reach places or crevices.

Spray an applicator tool and wipe over the entire wheel arch. Allow to dwell, and soak into the plastic, for a few minutes. Then use a dry microfibre cloth to remove any excess product.



After it dries you will have a plastic wheel arch that looks perfectly dark, with a mid-sheen, well-protected, and new-looking surface. This lasts up to 12 months.

Now, it's time to repeat the cleaning and rejuvenation to all remaining plastic arches! Job Done!



Before rejuvenation and after rejuvenation.

The Techniques:  
Wheel Arch Rejuvenation

The stages in rejuvenating your wheel arches:

1. Wash, and brush, arches as part of a normal car wash with Auto Body Gel, then Simple Green.
2. Move car to a dry place to remove wheel to get access to the wheel arch. Safely remove rim.
3. Dry wash arch with Bowden's Clean Detail.
4. Remove embedded tar – Ta Ta Tar or Goof Off.
5. Wipe over with Clean Detail to remove product.
6. Wipe over with Flash Prep for a final clean.
7. Restore colour with Mr. Black.
8. Restore protection with Vinyl Revival.
9. Remount wheel, tighten nuts, and buff rim.
10. Repeat on your next wheel arch.

What's up next?

In my next article, it's time to get a little technical when I help you understand detailing techniques when I write about "Why work in Straight Lines?"

Happy Cleaning!

BONUS SECTION

BONUS #12

Best GLASS cleaning – EVER!!!

Glass cleaning is a bugbear for most people. It seems no matter what you use to clean the glass - windscreen interior especially - it always looks misty and streaky. And before long, it is all misty again!

Well, in this BONUS I will share with you my glass-cleaning secret. Now, I have previously explained in detail how to clean glass. That episode was especially relevant for glass that needed a complete rejuvenation. You can read it in Episode 4, Winter Edition 2019 of Mustang Roundup.

In this BONUS however, I will focus on how to maintain the cleanest glass you have ever seen, with little effort and long-lasting results!

My approach to glass cleaning has recently undergone a significant change. Whereas I once used a dedicated glass cleaner, such as Bowden's Glass Cleaner, I now use a completely different product – with much greater success.

My go to product now is Bowden's Flash Prep. What? I hear you cry! Well, let me explain why it is THE product to use for cleaning glass.



Flash Prep is a product that is used for ridding paintwork of all previously applied products such as sealers, wax and fillers. So, Bowden's After Glow, Fully Slick, Boss Gloss, Lazy Wax and even Mothers California Gold Glaze are all safely, and easily removed using Flash Prep. This then leaves the surface completely clean and ready for the reapplication of such products.

What is so good about Flash Prep? It's the formula and how it works that makes it the best glass cleaner.

Flash Prep contains a number of types of alcohol. These give it the ability to moisten and dissolve away silicones, polishing oils, fillers, finger print oils, cigarette smoke residue, grease, waxes, and sealants.

This makes it perfect to clean away many of the contaminants likely to be found on glass – especially the inside of a windscreen. It leaves the surface clean and with an anti-static quality meaning it will attract less dust.

Unlike traditional glass cleaners that tend to dwell and stay wet on glass, Flash Prep goes on wet, dwells but then will evaporate. This means there is less likelihood of any residual product attracting dust or drying to leave dirty marks or streaks.

Now, the second part of this process involves the application and removal products used to clean the glass as well as the physical process when cleaning.

The Tools – Glass Cleaning

Here are the tools you will use to perfectly clean your glass – especially the interior of the windscreen.



The Tools for glass cleaning.

The Tools – Glass Cleaning.

1. 1 x Bowden's Flash Prep.
2. 2 x Repco 'Eclipse' Glass Cleaner applicator pads.
3. 2 x General-purpose microfibre cloths.
4. 1 x Glass polishing cloth.

The Techniques:

1. I start by wrapping one of the Eclipse Glass Cleaner applicator pads with a general-purpose microfibre. You could also use the short pile side of a Big Blue Softie if you prefer. Use the short pile side in the application process. It absorbs less product than the longer pile side, so your product lasts longer.



Applicator pad to be wrapped in cloth.

2. Spray about 6 squirts of Flash Prep on to the cloth. That will be enough to wipe over about one quarter of the windscreen. Wipe over the chosen area going back and forth – that is easier to do on the inside of the windscreen than going up and down. Be careful to go around the outside getting the pad into the edges as far as possible.





BOSS  
351

BOSS  
429

## AUSTRALIA BOSS REGISTRY

If you own a genuine Boss, we ask you to register with us.

This will give us an indication of how many Boss' are in Australia.

By providing your details we can send you updates and other related information.

All information is kept confidential and your personal details  
will not be passed on without your permission

### PERSONAL INFORMATION

First Name: \_\_\_\_\_ Surname: \_\_\_\_\_

Address: \_\_\_\_\_

(Street no & name - Optional)

Suburb: \_\_\_\_\_ State: \_\_\_\_\_ Post Code: \_\_\_\_\_

Mobile: \_\_\_\_\_ Email: \_\_\_\_\_

### VEHICLE INFORMATION

(Please complete 1 (one) form per Boss)

☐ UnRestored

☐ Restored

Year: \_\_\_\_\_ Vin No: \_\_\_\_\_

Engine Capacity: ☐ 302 ☐ 351 ☐ 429 - KK: \_\_\_\_\_ ☐ Cougar

Color: \_\_\_\_\_ Rego: \_\_\_\_\_

### Door Tag Details

_____	_____	_____	_____	_____	_____	_____
Body	Color	Trim	Date	DSO	Axle	Trans

Additional information/facts: \_\_\_\_\_

Return completed forms, with photo/s of your car to

Andre Stoffers

Mob: 0411 455 755

Email: [Boss.Registry@gmail.com](mailto:Boss.Registry@gmail.com)



### CAR CARE Tools, Techniques & Tips

#### Episode 16 - Wheel Arch Rejuvenation




*Cloth neatly wrapped around applicator pad.*

*TIP: NEVER spray Flash Prep on to the glass directly, or any other glass cleaner for that matter. You risk overspray dripping on to the dash and other areas. That just means more cleanup!*

- Grab your second applicator pad and wrap it in your second microfiber cloth, or the long pile side of a Big Blue Softie. I tend to use the normal microfiber cloth, as it is easier to get right into the edges, where the glass meets the dash, compared to the thicker Big Blue Softie. You need to work reasonably quickly as we know Flash Prep will start to evaporate. Again, wipe back and forth and not up and down to soak up the Flash Prep, along with the contamination from the glass.

*TIP: Do NOT let any cleaning product DRY before it is removed. That just means any contamination dries back onto the surface you are trying to clean! The only time you let a product DRY is a protection product - wax, sealant, glaze, etc.*

- Continue to clean the remainder of the windscreen. Remember to use the wet microfiber cloth for initial cleaning with Flash Prep, then swap to the dry microfiber cloth, and pad, for the removal process.  
As you progress around the internal glass your applicator cloth, and pad, will become moist. That is not a problem. But, that is why we use the second applicator pad and cloth to remove Flash Prep. We do NOT want to be swapping cloths on the same applicator pad otherwise we are likely to be putting a dry removal cloth onto a wet pad - not good - as you will be just spreading more moist Flash Prep around and not really cleaning it away.
- Once you have cleaned the entire glass area it is time to give a final buff or polish to the glass. This will ensure any spots you may have missed are cleaned properly and there will be no streaks.



*Glass polish cloth with very fine texture.*

Use your glass polishing cloth, wrapped around a dry applicator pad, to perform a final wipe over of the glass. Do not press hard otherwise you may find the pad starts to scrunch up and this can lead to areas not being polished correctly.

Use your glass polishing cloth, wrapped around a dry applicator pad, to perform a final wipe over of the glass. Do not press hard otherwise you may find the pad starts to scrunch up and this can lead to areas not being polished correctly.



*Glass cleaning cloth on pad for a final polish.*

Now, if you have done this correctly, using the products I recommend, you will have a windscreen will be absolutely clean and streak free. And, I have found that this cleaning process will leave your glass cleaner for longer.

There will be NO streaks as the applicator pad evenly distributes the pressure from your hand equally over the entire surface of the pad. Compare this with just using your hand holding a cloth. Your fingers apply pressure and between your fingers there is NO pressure. This leaves room for streaks to occur - and we have all had that problem. So the applicator pad is one key ingredient here in achieving absolutely clean, streak-free glass.

The second ingredient is the use of Flash Prep to effectively clean and dissolve away all plastic fume residues, smoke haze, and other contaminants, from the interior glass surfaces. Its ability to evaporate away means there will be no areas left wet that, once dried, will leave contamination deposits on the glass as occurs with other glass cleaning products that do not evaporate away.

Good Job. Well Done!







## WHEREVER YOU SEE MOTORING ENTHUSIASTS YOU'LL SEE SHANNONS

For almost 30 years Shannons have actively supported the car club movement across Australia, attending around 800 events each year. The Shannons Super Rig has travelled thousands of kilometres and attended a multitude of events across Australia.

No other insurance company is committed to, or appreciates the passion, that motoring enthusiasts have for their special vehicles.

Today, Shannons is the insurer of choice for motoring enthusiasts across Australia, providing innovative and flexible insurance options. You can even pay your premium monthly at no additional cost.

So call Shannons for a    quote on **13 46 46**.



**SHARE THE PASSION**

**INSURANCE FOR MOTORING ENTHUSIASTS | CALL 13 46 46 FOR A QUOTE | SHANNONS.COM.AU**

Shannons Pty Limited ABN 91 099 692 636 is an authorised representative of AAI Limited ABN 48 005 297 807, the product issuer. Read the Product Disclosure Statement before buying this insurance. Contact us for a copy.

## Facebook Mustangs

Various Mustang Groups, Club Sponsors  
& our Official MOCA VIC Club Page



Alex Karan's Bullitt @Mustang Cruisers Victoria



Cobra Mustangs on display at Point Nepean Heritage Motor Show @Official Mustang Owners Club Australia, Victoria



Moffat Mustang on display at Sandown Historics @Official Mustang Owners Club Australia, Victoria



Original owner re-united with his restored '66 Ford Australia Delivered Stang @ Ford Australia Delivered Mustangs 1965-66



Adrian Madia's '68 California Special @ National Mustangs



# AUGUST 2022 CLUB MEETING

Wednesday 17th August 2022  
Moonee Valley Complex, Moonee Ponds



Meeting opened 8:17pm by the President, Mr Ian Collins.

## APOLOGIES per sign on book

Nick Madiatos, Ange Cardamone, Steve Baird, Ron Minogue, Angela Williams, Ben Stoffers, Daniel Stoffers, Daniel Galea, Jan Thiedemann, Craig Dean, Peter Alderson, Geoff Grace.

## MINUTES OF PREVIOUS MEETING: Ian Collins

The Minutes of the previous meeting held in July 2022 were read and confirmed.

Moved: Lino Avellino Secoded: Shane COWMAN

## TREASURERS REPORT: Adam Richmond

**TOTAL FUNDS AVAILABLE - JULY 2022 \$310,101.58**

Mov. Andre STOFFERS Sec. J.BORG

## SECRETARY'S REPORT: Tony Borg

July to August 2022 correspondence.

Geelong Rev	Entries open for sprint
Criterion Hotel	Invite from Criterion Hotel for event
Maria Bragiola	Request to advertise 1966 Fst Back
Richard Budge	Membership enquiry
Frank Cappellari	Tassie Trip Enquiry
Brendon Woods	Contact details update
Motorlife News	Online Motoring Magazine
Membership	Congrats on Appt to Secretary
Adam Kenna	Request to advertise car for sale
Roger Anderson	CPS enquiry
Mark Fraser	Mustang ID Place enquiry
Andrew DeBenedetto	Wedding car request
Dee Colledge	Request for 10 year badges
Dee Colledge	Request for Committee badges
Dee Colledge	Request for membership listing
Dee Colledge	Advice re Tassie Trip Mailout

## SENT

All returned email files

Monthly Mailout

## NEW MEMBERS

3654	FRELLEK LUCIA	18	F/B	RED
3655	WOOLFE GAVIN	64 ½	BRONZE	
3656	BUDGE RICHARD	17	CONVERT	RED
3657	PEVITT MARTIN	17	WHITE	
3658	MCCOLOUGH ANDREA			
3659	DAY JOANNE	66	GT350	RED
		65	GT350	WHITE
		65	SC427	BLUE
3660	SMITH ROSS	69	MACH 1	CANDY APPLE RED
3661	EARP SHAUN	67		OXFORD BLUE

## WELFARE: Ian Collins

Not much change since last reported, Bill Cant and Geoff Grace have had no change in their conditions.

## SOCIAL: Sue Brodrick, De Colledge & Kerry Thomas-Roscrow

President Ian Collins began by announcing and congratulating the incoming events committee, Sue Brodrick, De Colledge and Kerry Thomas, and thanking Tony Borg the outgoing events coordinator.

## EVENTS REPORT AUGUST 2022: Sue Brodrick

Sue began the events report by firstly thanking the outgoing events coordinator Tony Borg for his efforts during his tenure.

## Events Since the last meeting

### Saturday/ Sunday 6 & 7 August Winton Festival of Speed

Saturday was somewhat wet which kept a lot of people away.

A few of us went up on Saturday and stayed the night.

Sunday was much nicer.

There were around 20 Mustangs on display on Shannons Walk, but not all were MOCA members.

There was a good variety including first generation cars, Mach 1, and later gen cars including a Bullit, GT's and Shelby's.

Shannons provided the opportunity to run few parade laps at the Lunch break. There were around 100 cars that took to the track.

No dicing was allowed, but during the 4 laps there was the occasional opportunity to unleash the beast, however briefly.

Winton is a wonderful rural race track with excellent facilities and great viewing areas.

We look forward to next year

## Upcoming events

Showcars of Melbourne Father's Day Acland Street Display, 4 September 2022. We will once again display on O'Donnell Reserve, with 20 spots booked for the event.

Motorclassics 7 to 9 October 2022

Geelong Revival 25, 26 and 27 Nov 2022

Echuca Weekend Nov 4, 5, and 6 Nov 2022, as at Monday the 11th of July, we have 60 members attending the weekends festivities. Noting, the boat cruise portion of the Saturday luncheon is at capacity (50) although the lunch venue can still be attended by road, the remaining 10 members have all registered for the lunch.

## NEW MEMBERS: Kerry Thomas

New member Zlatco Paulic was welcomed to the club, he owns a white 2010 GT500 Super Snake

Long time member Tony Masters was welcomed to his first club meeting and officially welcomed to the club, Tony owns a 1966 Black Highly Modified Fastback.

## TASSIE UPDATE: De Colledge

The email announcing the opening of bookings for the 2023 Tassie Trip was released Sunday the 14th of August 2022. Subsequent requests for bookings have exhausted the available 40 places, with a wait list started. The dates for the event are the 16th through to the 22nd of February 2023.

10 Year Badges

10 year badges were awarded to De Colledge and Neil Butler, by Pres Ian Collins.

## BULLETIN: Colin Falso

Colin advised the members of the scheduled release of the next Round Up club magazine for Mid September, he mentioned it was not too late for article submissions, and as long as they were provided by the end of the following week they should be included.

## SPECIAL GUEST SPEAKER: Brendan Hughes From Penrite

Brendan provided a running commentary in support of the power point presentation, followed by an interesting explanation of the types of oils etc. Following the presentation, Brendan answered questions from the members. Additionally, following the conclusion of the meeting, Brendan remained for questions from individual members. By all accounts, the presentation was well received.

Brendan advised he will provide a PDF list of Penrite products.

## BOSS REGISTRY UPDATE: Andre Stoffers

Andre advised their has been no change since his report from the previous meeting, but asked Boss owners to get started cleaning your vehicles in readiness for the upcoming 2022 Round Up.



## SHELBY REGISTRY REPORT: (outgoing) Craig McKenzie

Craig advised of the handing over of Vic Shelby Registry responsibilities to Brian James, and asked all future SAAC info go to Brian.

## CONCOURS UPDATE: Adam RICHMOND

Adam advised the next club magazine will include all relevant information for the upcoming 2022 Round Up to be held in conjunction with the AOMC Shannon's All American show. Registration forms for Concours entrants, dinners etc will be included in the Mag.

Adam advised the new location is beautiful, and included the entire show should display upwards of 1500 cars, made up of the MOCA Vic Round Up and AOMC shows.

Adam reminded the members to ensure they enter the display area via Carribean Park Dve, noting the charge for members in their Mustangs was \$5 per car, whereas the AOMC were charging \$15 per person. He then reiterated the importance of using the correct entrance.

Ian Collins, also added the venue is an awesome location for our event.

Adam also reminded members for nominations for members of the year awards.

## GENERAL BUSINESS

Roger McCellar advised, that his brother, who owns the Morris Museum visited by the club during the Bendigo Elvis trip, had an accident where he was run over, he is currently in hospital in critical condition.

## BUY, SWAP & SELL

Nick Duyveston advised of a 1969 Modified Mach 1, and to see him for further details.

Daniel DeBono, has a number of 1965 and 66 parts for sale, he can provide a list where requested.

Shane Cowman - enquired about an ED V8 Control Unit if anyone had or knows of anyone who has one for sale.

## RAFFLES: Lino Avellino & Joe Borg.

Door prize 1:18 Mustang model went to John Skangos

Various winners of the new raffle prizes. Tickets sold prior to start of meeting.

Mug of the month went to Dave Batchelor.

Lucky Members Draw - July \$1800.00

Sorry, but member 729, Ronda CLARKE was not at the meeting and not able to claim the prize.

Remember: You need to be in attendance to win it.

Next meeting's value moves to \$1900.00.

## MEETING CLOSED

9.50 pm Minutes recorded by Tony BORG

## NEXT MEETING

Wednesday the 21st of September, 2022 at Moonee Valley.

Members should sign the MOCA attendance book to be eligible for prizes.

# ATTENTION ALL VIC CLUB MEMBERS

## DO THIS...

Take some photos at the  
next Mustang Club Event.



## OR THIS...

Write your Mustang Report,  
News, Tips or other Mustang  
Related Stories.



## THEN THIS.

email all your files to  
colinmustangroundup@gmail.com  
and be in the running to...

## ...WIN THIS!



Contact committee for full details

**MUSTANG  
ROUNDUP**



# SEPTEMBER 2022 CLUB MEETING

Wednesday 21st September 2022  
Moonee Valley Complex, Moonee Ponds



Meeting opened 8:17pm by the President, Mr Ian Collins.

## APOLOGIES per sign on book

Andy Shugg, Nick Matidiatonos, Ron Campbell, Ian Blume, Ange and Roger Williams, Russell Trainor, Ken Harrison.

## MINUTES OF PREVIOUS MEETING: Ian Collins

The Minutes of the previous meeting held in August 2022 were read and confirmed.

Moved: Sue BRODRICK Seconded: Terry SMITH

## TREASURERS REPORT: Joe Borg in absence of Adam Richmond

**TOTAL FUNDS AVAILABLE - AUGUST 2022 \$414,730.30**

\*figures subject to audit

Mov. Ron MINOGUE Sec. KB

## SECRETARY'S REPORT: Tony Borg

August to September 2022 correspondence.

K Batchelor	Request for info re Tassie 2023
G McGuinness	EOI and Deposit for Tassie 2023
L Pope,	EOI and Deposit for Tassie 2023
R Madhvapathy	EOI and Deposit for Tassie 2023
E Voight	EOI and Deposit for Tassie 2023
L Graham	Club Permit info
D Medcalf	Club Permit info
Geelong Revival	Display Registrations Open
Alpine Acc & Travel	Offer
T Arnuatou	Importing cars
T Masters	Parts for sale
P McCann	Renewal Payment Enquiry
M Chester	Ripponlea Estate, Events Offer
G Taylor	Selling 1969 Project
M Booth	Renewal Payment Enquiry
F Bertone	Renewal Payment Enquiry
L Pullia	Renewal Payment Enquiry
R Curran	Renewal Payment Enquiry
C Wilson	Renewal Payment Enquiry
M Whitla	Renewal Payment Enquiry
MOCA Tas	AGM Minutes
G Anderson	Info re next meeting
S Hardy	membership enquiry
S Marwood	membership enquiry
T Kilvington	Invite to 2023 Nationals

## SENT

All returned email files

C McKenzie responded re request to T Kilvington re list of current state Shelby Reps

T Kilvington request for 2022/23 Membership affiliation fees



## NEW MEMBERS

3662	BEAUCHIER STEVE	66	COUPE	WHITE
3663	CHILCOTT JARROD	66	289	RED
3664	SCIACCA JOHN	66	COUPE GT	SAPPHIRE BLUE
3665	PAULIC ZAC	10	S/SNAKE	WHITE
3666	THOMAS LEE	65	CONVRT	BLACK
3667	SAMUELS DENNIS	19	ORANGE FURY	
3668	CAMPBELL PETER	66	GT COUPE	EMBERGLO
3669	POWNALL GREG	17	GT	RACE RED
3670	STOCK GRAHAM	18	FN	BLUE
3671	JETSON WARREN	72	ORANGE	
3672	HABERLEY LESTER	2001	COBRA	NAVY BLUE
3673	HARDY SCOTT	71	BOSS 351	GRABBER YELLOW
3674	DEAKES STEPHEN	18	FN GT F/B	CRIMSON

Current as at 12/09/2022 1048

## WELFARE: Ian Collins

No change since the last report, the president did express his best wishes to those club members.

## BULLETIN: Colin Falso

The club mag editor Colin Falso explained that he had received several queries with respect to the images used as the front covers for the mag, and advised he is always on the lookout for high quality images to use. He requested they be provided in portrait format which is more easily manipulated to use on front covers.

## TASSIE UPDATE: De Colledge

De advised the membership at the meeting that the limit of 40 vehicles for the 2023 Tassie trip had been increased to 50 due to the high demand, accommodation has been arranged to suit. De also provided a list for the 2024 trip has also been created with 7 vehicles already on the list.

## MUSTANG MOTORSPORT: Craig Dean

Craig provided an update on the upcoming 2023 model and explained some of the cross overs and additions to the new model, specifically Craig advised the model will retain a V8 in the line-up.

Craig also explained the variations of the same model between those delivered to the US and Europe, specifically that the European models were not of the same level of specification.

He provided an example in the current Mach 1, where the US model was a higher spec than those delivered to Europe and Australia, although MM were able to provide those part lacking in the local model to bring the specs up to that of the US derivative.

Craig also explained the naming conventions provided to the Ford and Shelby delivered GT350, GT500 and GT500KR models. Additionally Craig provided there will be an additional model in the range titles Dark Horse.

## SOCIAL: Sue Brodrick, De Colledge & Kerry Thomas-Roscrow

## EVENTS REPORT SEPTEMBER 2022

### PAST EVENTS

#### Sunday 4th September

Showcars of Melbourne Fathers day Acland St. Moca had a display of 22 mustangs with an attendance of over 45,000, although the ground was fairly wet from recent rain we manage to enter and exit the cars without problems. Fabulous event and weather was kind to us. Well worth attending for next year

#### Thursday 15th September

Meet and greet for those that don't have to work and those that don't want to work. Meet at BP eastlink Scoresby, south bound at 10.30am till noon. Come along for coffee and a chat

This event will rotate to different servo's every month so stay tuned

## UPCOMING EVENTS

7th and 9th OCTOBER Motor Classica held at ROYAL EXHIBITION BUILDING

### Thursday 20Th October

Meet and greet at Shell Coles Express Westgate Nth, Port Melbourne at 10.30am till noon

Come along for coffee and chat and of course bring your stangs if you can

### Saturday 22Nd October

The team from Mustang Motorsport are celebrating 60yrs of the Shelby by holding a cars and coffee morning at their workshop at 10 Hayward Rd, Ferntree Gully

Contact James at james@mustangmotorsport .com.au

### Sunday 23Rd October

2022 mustang round Up, held at Caribbean Gardens Scoresby.

See Adam for details

Following the round up is our Annual Presentation Dinner, held at Amora Hotel Riverwalk, Richmond. See Adam to register, always a great night

### November 4Th,5Th And 6Th

Echuca weekend away. Any inquiries see Tony

### November 25Th To 27Th

Geelong Revival Motoring Festival

See TONY for details

### Thursday 17Th November

Meet and greet for those that don't work or those that don't want to work. Meet at Shell Coles Express, Bunker hill, 42 craigieburn Rd, west Craigieburn at 10.30am till noon

Come along for coffee and chat



## BOSS REGISTRY UPDATE: Andre Stoffers

Andre asked owners of BOSS Mustangs to get their steeds ready the upcoming state concourse to be held at the Start Round Up on Sunday the 23rd of October 2022.

## CONCOURS UPDATE: Joe Borg in absence of Adam Richmond

Joe advised the membership of the need for volunteers to ready the parking area for the Round Up to be held on Sunday the 23rd of October 2023, he asked for volunteers to assist with the mark out of the area on the Saturday prior to the Sunday event.

Joe also explained to ensure all Mustangs enter via Caribbean Park Drive off Ferntree Gully Road to ensure correct entry fees are requested, if you should enter via the AOMC entrance you will be charged \$15 per person in the car rather than \$5 per car load.

## GENERAL BUSINESS

A request from the public requesting the use of a Mustang for a wedding was made, specifically the request was for an Eleanor, anyone who was willing to assist was requested to contact Tony Borg for arrangements.

## RAFFLE

Mug of the Month: Macka

Members Draw: Andy Shugg, not present, jackpot at next meeting \$1900.

## MEETING CLOSED:

9.35 pm Minutes recorded by Tony BORG

## NEXT MEETING

Wednesday the 19th of October, 2022 at Moonee Valley.

Members should sign the MOCA attendance book to be eligible for prizes.

# ATTENTION ALL VIC CLUB MEMBERS

## DO THIS...

Take some photos at the  
next Mustang Club Event.



## OR THIS...

Write your Mustang Report,  
News, Tips or other Mustang  
Related Stories.



## THEN THIS.

email all your files to  
colinmustangroundup@gmail.com  
and be in the running to...

## ...WIN THIS!



Contact committee for full details

**MUSTANG  
ROUNDUP**



# OCTOBER 2022 CLUB MEETING

Wednesday 20th October 2022  
Moonee Valley Complex, Moonee Ponds



Meeting opened 8:27pm by the President, Mr Ian Collins.

## APOLOGIES per sign on book

Graham Bell, Daniel Rowetta, Mac Barrott, Craig Dean, Geoff Grace, Warwick Dowsley, Mick Romerill.

## MINUTES OF PREVIOUS MEETING: Ian Collins

The Minutes of the previous meeting held in September 2022 were read and confirmed.

Moved: Barry BOLTON Seconded: L. SPARROW

## TREASURERS REPORT: Adam Richmond

### TOTAL FUNDS AVAILABLE - SEPTEMBER 2022 \$375,024.67

\*figures subject to audit

Mov. R. MINOGUE. Sec. C.McKENZIE

## SECRETARY'S REPORT: Tony Borg

September to October 2022 correspondence.

Matthew Stokes	Damaged 2018 for spares/sales
Peter Roff Smith	Request for reputable mechanic
Lara Lions Club	Event Invitation
Tony Masters	Further info re parts for sale
Richard Budge	Parts for sale
Rotary Sorrento	Point Nepean Motor Show
Pete Geraerts	Membership Enquiry
Frank Bertone	Membership Enquiry
Garry Taylor	Further info re advertisement
Sam Battiato	Payments and Details Change
Colin Rounds	Parts for sale - Non Member
Frank Bertone	Membership Info
Davina Collins	Sam Battiato Payment processed
Ian Curtis	Parts for sale 2015 - 2019
John Tomerisis	Membership Enquiry
Travis Weyne	Permit renewal enquiry
Jeremy Dickson	Longford GP Expo
	2019 Motorlife Museum Mag

Ross Lawson	Request for Motorclassica Promo Code
John Tait	Request for unfinished project
Frank Cardamone	Membership Enquiry
Brett McMillan	Club Permit query

## SENT

Jon Treherne Thank you re Motorclassica Invitation

## NEW MEMBERS

3675	MICK HOGAN	65	COUPE	SILVER BLUE
		67	F/B	RED
3676	JAMES COOPER	67	COUPE	BLUE
3677	ROD TRANTER	66	COUPE	BLACK
3678	JASON BAIRD	69	MACH 1	BLUE
3679	FRANK CARDAMONE	22	CAL SPECIAL	ATLAS BLUE

Current as at 12/09/2022 1050

## PRESIDENTS COMMENTS: Ian Collins

MOTORCLASSICA, Ian thanked Brian James for the wonderful job he did in arranging the clubs attendance at Motorclassica 2022.

The cars displayed inside were exemplary, and generally beautiful.

The idea that there is no money in the population is ridiculous, the cue was huge and the entry cost of \$50 a head did not deter those who wanted to see the displayed vehicles.

A great show, beautiful cars both inside and out.

## WELFARE: Ian Collins

Bill Cant and Geoff Grace no change, we wish them well..

## BULLETIN: Colin Falso

Colin Falso, club magazine editor, asked for members to continue to submit articles and photos for the mag, the cut off is approaching.

## SOCIAL: Sue Brodrick, De Colledge & Kerry Thomas-Roscrow

## PAST EVENT

### SATURDAY 7TH OCTOBER

#### Motor Classica held at ROYAL EXHIBITION BUILDING

## UPCOMING EVENTS

### Thursday 20th October

Meet and Greet at Shell Coles Express Westgate nth ,Port Melbourne at 10.30am till noon

Come meet with mustang owners and partners for coffee and chat, bring your mustang if you can

Check details on team app or contact De Colledge

### Sunday 22nd October

The team at motorsport are celebrating 60yrs of the Shelby by holding a cars and coffee morning at their workshop at 10 Hayward rd, Ferntree Gully

Contact James at james@mustangmotorsport.com.au

### Sunday 23rd October

Mustang Round Up is being held in conjunction with the AOMC Shannon's American Motoring show at Caribbean Gardens

Mustangs must enter via Caribbean drive, off Ferntree gully Road

Mustangs \$5 per car

Adult spectator \$8

Kids under 14,free

More details on team app and web page or see Adam

Following the round up is our Annual Presentation Dinner, held at Amora Hotel riverwalk, Richmond

See Adam to register, always a great night with fellow members

### November 4th,5th & 6th

We are heading off to three fabulous days to Echuca

Any inquiring see Tony

### Saturday 19th November

#### Mustangs and Markets

Cruise to the beautiful Emu Plains Market at the Balnarring Racecourse.

This is one for the whole family. Meet at 8am sharp at East Link BP South Bound, those living down that way can join enroute.

Its imperative you RSVP prior to the day, no later than 18th Of November for parking space.

Any Inquires contact Kerry also on team app and web page

### November 25th To 27th

#### Geelong Revival Motoring Festival

Its an Ideal way to spend a day out with the family. Entry is free to all areas except the Pits and VIP zone

All details on team app and web page, also further information on the event check out the website [www.geelongrevival.com.au](http://www.geelongrevival.com.au)

### Sunday 11th December

#### Moca Vic Kids, Big Kids & Xmas Annual Run.

This is a family event organised by elves Tony and Joe, one event not to be missed and of course Santa will show up



## MOTORCLASSICA 2022

Marque Park - Saturday 8th October 2022

We had 9 Mustangs on display in the Marque Park outside the main Motorclassica display inside the magnificent Exhibition Building.

We were scheduled to Bump In at 7.30am, so it was an early start.

Our display had a good variety of Mustangs including a late model Shelby, 69 428 Mach 1, Boss 302, 66 Fastback, 67 Bullitt, Fox Body, and a few 66 Coupes. They looked great all in a single line.

There was a lot of interest from the public throughout the day with many stopping for a chat about their Mustang or our Mustang.

The weather was kind following a horrible Friday.

The Bump Out at 4.30 came around soon enough. We had plenty of time to talk Mustang, have a delightful lunch and make a number of passes of the superb display of mind blowing cars inside.

All in all, we had a great day and had conveniently freed up Sunday to watch the Great Race.

## ECHUCA

T Borg provided an update on the planned trip to Echuca, and advised that due to the current weather situation in Victoria, the likelihood of the postponement of the event is high, Tony asked those who were booked in to keep an eye on announcements concerting the event.

Christmas dinner details to come, stand by for announcements by the usual means.

K Roscrow announced the recipients of prizes from the previous months footy sweep:

Footy Sweep: draw, Udo Schaak and Kathy Madden

Norm Smith: Josette Opperman

Trifecta: Phil Jones

New Members introduced at the meeting: Billy (joined on the night) & Frank Cardamone.



## TASSIE UPDATE: De Colledge

De provided information on the upcoming trip to Tasmania, currently 50 cars are booked in, with approx. 70% of those being G6 models.

De reminded everyone that the Spirit of Tassie will commence departures from Coria Quay Geelong from Sunday the 23rd of October 2002.

## NATIONAL COMMITTEE

Ian welcomed Peter Sheehan, Secretary National Body and advised of the upcoming National Body meeting to be held by zoom.

## CONCOURS UPDATE: Adam RICHMOND

The weather is not looking good for the upcoming Round Up, the AOMC and Carribean Gardens Management met on Tuesday the 19th of October and agreed to cancel the event.

Concourse and Show n Shine judging will also be cancelled.

The committee is looking for an alternative date and venue.

Apologies for those who have spent much time and effort in preparing their cars for the concours.

Adam advised the committee is looking to hold the event in 2022.

Please keep an eye out in all the usual places for announcements for the event.

Ian Collins advised that in the nearly 50 years of the club, the round up has only been cancelled 3 times due to weather.

## SPECIAL ANNOUNCEMENT

Lorraine Hughes, club member, provided a talk on the Guide Dog association, and of the great work these dogs provide in supporting those with a need. Lorraine explained that the Guide Dog association were in need of more guide dog puppy carers.

Those wanting more information can contact Lorraine on 0428 975 469.

## GENERAL BUSINESS

A. Richmond spoke of the Gen 3 Super Cars he was invited to see at the recent Bathurst race. The cars are magnificent and although the cars engines differ in capacity, they produce exactly the same power curve.

## BUY SWAP & SELL

Ian advised of an upcoming auction the membership might be interested in, a 2007 GT500 Shelby with 6000 ks on the clock, the car would suit a collector, see Craig McKenzie for details.

## RAFFLE

Door Prize	
Kelvin Bicknell	
Mug of the Month	Adrian Madio
Members Draw	Andrew Dunk, not present, jackpot at next meeting \$2000.

## MEETING CLOSED

9.30 pm Minutes recorded by Tony BORG

## NEXT MEETING

Wednesday the 16th of November, 2022 at Moonee Valley.

Members should sign the MOCA attendance book to be eligible for prizes.





# VICTORIA CLUB SOCIAL CALENDAR DECEMBER 2022 - FEBRUARY 2023



## EVENTS SUB-COMMITTEE'S QUARTERLEY ROUNDUP

At the AGM held in July, Tony Borg was appointed into the Secretary's position, enabling a Sub-Committee to be formed for Events. We thank both Tony and Macka for their energies to make both positions so successful.

The Sub-Committee consists of Sue Brodrick, a long standing member, winner of the 2018 Member of the Year Award and Committee member. Kerry Thomas-Roscrow is also a long standing member who daily drives her G6 Mustang. Deanne Colledge recently joined the Committee and along with partner Neil, have been the Tasmanian Trip Co-ordinators for the past 6 years.

The overall aim of the Events Sub-Committee is to encourage members, their partners and families, to socialise with other Mustang enthusiasts at events where the focal point is our beautiful cars.

Such events include runs to known or hidden destinations; to gather and meander at side attractions; or simply to enjoy a meal or a cup of coffee together.

If anyone knows of an event or venue(s) they are interested in attending, then please don't hesitate to contact any of the Sub-Committee Members or simply include the information in an email addressed to: [mustangclubevents@gmail.com](mailto:mustangclubevents@gmail.com)

We look forward to and value your input.

## SUMMARY OF RECENT EVENTS

### Winton Festival of Speed, 6-7th July

A few members attended this event where a significant number of cars from all eras were on display, both on and off the race track.

### Showcars of Melbourne, Father's Day, 4th September

Over 45,000 spectators attended this event in and around Luna Park, St Kilda. The Club was well represented with over 15 cars on display in the O'Donnell Gardens.

### Meet and Greet for Coffee No 1, 15th September

These mornings are designed for our Members to meet and chat for a few hours about their beautiful cars. What was pleasing apart from the 7 Mustangs that attended the BP Outbound Eastlink Service Station, was that a member also attended in his daily drive, and this is actively encouraged and welcomed.

### MotorClassica, 8th October

Absent for a few years, this event showcases many exotic and rare automobiles and was so well patronised that the outside displays held nearly as many vehicles as inside the historic Exhibition Buildings. 9 MOCV members proudly displayed their vehicles and answered many questions from the Public throughout the day.

### Meet and Greet for Coffee No 2, 20th October

A few members gathered under the clear blue skies at the Shell Express Service Station Westgate Bridge Northside, and enjoyed a coffee for 2 hours.

## DECEMBER 2022

### WEDNESDAY 7TH

#### MONTHLY CLUB MEETING & CLUB CHRISTMAS DINNER

Legends Club Corner Wilson Street & Thomas Street Moonee Ponds VIC 3039  
Dinner is served from 5.30pm, Meeting starts at 8.00pm  
Don't forget you have to be in attendance for your chance to win, LUCKY MEMBERS JACKPOT DRAW, MUG OF THE MONTH, DOOR PRIZE, and MOCA RAFFLE.

#### CLUB CHRISTMAS DINNER

There will be a charge per head and bookings are essential as numbers are capped.  
Refer to the Team App for more information.

### SUNDAY 11TH

#### MOCA VIC KIDS XMAS RUN

This is a family event organised by elves Tony and Joe.  
Not to be missed and of course, Santa will show up.  
Meet at Lorbek Luxury Cars, 30 Prohasky Street, Port Melbourne from 9.30 am where everyone is sent off with questions to answer on-route, and arriving at a mystery destination where lunch will be available.

## JANUARY 2023

### THURSDAY 26TH

#### AUSTRALIA DAY ANNUAL EVENT

Details of our annual gathering will be advertised via all mediums stated below, as well as at upcoming monthly meetings.

## FEBRUARY 2023

### THURSDAY 16TH THRU TO WEDNESDAY 22ND

#### 2023 TASMANIAN TRIP

PLEASE NOTE: The 10th Annual Tasmanian Trip is fully subscribed with 50 vehicles going.  
Take-up occurred in less than 30 hours, and we very much look forward to joining our MOCT counterparts shortly.

**Revised dates for the Mustang Round Up and Echuca Weekend away (both postponed in October due to adverse weather conditions), will be posted once known.**

Don't forget, all events are publicised on the Team App, the Club's Face Book page - Official Mustang Owners Club Australia, Victoria or regularly check the website <https://vic.mustang.org.au/events/>.



### FOLLOW THESE STEPS

1. Download 'TEAM App' from the Apple or Google Play App Store.
2. Sign up to TEAM App. You will be sent an email to confirm your registration.
3. Log into the App and search for 'MOCA VICTORIA'.
4. You DO NOT need to select an access group.
5. If you don't have a smart phone, go to [mocavictoria.teamapp.com](http://mocavictoria.teamapp.com) to sign up and view the App online.
6. DONE!

## TEAM App MOCA VICTORIA

**DOWNLOAD THE 'TEAM APP'  
& STAY UP TO DATE WITH  
ALL THE LATEST CLUB EVENTS.**

Smart phone & Tablet Compatible.

NEED HELP?

Contact Tony Borg  
via email: [mustangclubevents@gmail.com](mailto:mustangclubevents@gmail.com)  
or phone: 0411 406 760



[www.facebook.com/pages/Official-Mustang-Owners-Club-Australia-Victoria/270093699735606](https://www.facebook.com/pages/Official-Mustang-Owners-Club-Australia-Victoria/270093699735606)





## AUSTRALIAN SHELBY REGISTRY



The Australian Shelby Registry was created back in 2009 by the Australian Mustang Club and affiliated with Shelby American (SAAC) Australian

Shelby Owners and Mustang Motorsport. Nez Demaj was elected the Australian Shelby Registrar by the Australian Mustang Club and certified by SAAC in 2009.

The main objective of the Australian Shelby Registry is to create a data base of early and late model Shelybs and establish the amount and wherabouts of all Shelybs in Australia. Also, to have links with SAAC and to update their records, change of ownership and any relevant information of each Shelby produced.

Once a Shelby owner has submitted their details such as their name, state of residence and Shelby details such as VIN and Shelby numbers then their information is loaded in the Australian Shelby Registry. Once submitted, the Shelby owners details are kept confidential at all times and never published in any magazines or websites. In each state of Australia, there are State Shelby Representatives who can assist any present Shelby owners with any questions relating to their Shelybs.

There are advantages in being an Australian Shelby Registry member as there are many Mustang and Shelby displays organised around the country so every Shelby member is contacted via email whenever there is an upcoming Shelby display. Also, when a Shelby owner decides to sell his/her Shelby, they can inform the Australian Shelby Registrar and he will email all Shelby Registry members.

The Australian Shelby Registry is a group of Shelby owners who come together at various Shelby displays around the country while enjoying each others company and their vehicles.

So, please submit your Shelby details in confidence directly to the Australian Shelby Registrar, Craig McKenzie.



**Australian Shelby Registry**  
shelby.org.au

**Australian Mustang Club**  
mustang.org.au

**Mustang Motorsport**  
mustangmotorsport.com.au

**Australian Shelby Registrar**  
Craig McKenzie

**Victorian Shelby Representative**  
Brian James  
0417 361 019  
beepeejay@hotmail.com

**FOR SALE**  
Cars & Parts  
for MOCA VIC Club Members

## MUSTANG FIBREGLASS INTERIOR TRIM

Contact Frank Thomson 0401 391 906

### SERVICES INCLUDE:

- General Fibreglass Repairs and Modifications.
- Custom Fabrication.
- Specialising in Mustang Interior Trim Parts and Panels From 1965-1973.




1969 Interior  
Quarter Panel  
Trim Set



1969 Front Spoiler.



Bonnet Scoop.



Multi 3 Layer Construction.



Moulds built from Original Parts.

## FOR SALE

### 1965 MUSTANG CONVERTIBLE Genuine A-Code 225HP V8 289 4V

Well maintained MOCA VIC Member Mustang.  
Equipped with the most desirable factory options.  
Great Classic Cruiser. Can also arrange RWC.

- Sunlight Yellow
- A-Code 289 V8
- Black Interior
- Deluxe Steering Wheel
- C4 Auto Transmission
- Power Steering
- Black Power Roof
- Factory Air Conditioning
- Kelsey Hayes Disc Brakes
- Styled Steel Wheels

**\$50,000**

**Contact John 0418 535 331**





# Moving?

**ALLIED PICKFORDS**  
The Careful Movers™



- ✓ **Local, national & global coverage**  
Over 600 locations around the world
- ✓ **Specialised packing materials**  
Maximum protection for your household goods
- ✓ **Office & Commercial Relocations**  
Specialist equipment with 24 hour availability
- ✓ **Knowledge and experience**  
Obligation free quote from our local move consultant

**afra**  
Australian Furniture Removers Association

**Certified System**  
Quality ISO 9001  
SAI GLOBAL

**FAIM**



## 03 9904 0100

alliedpickfords.com.au



## OFFICIAL CLUB CLOTHING & MERCHANDISE



<b>A</b> Nitro Shirt - Navy & Red (Available In Both Mens & Ladies Cuts)	<b>\$55</b>
<b>B</b> Polo Shirt - White, Navy & Red	<b>\$50</b>
<b>C</b> Polo Shirt - Red, Navy & White (New Style)	<b>\$55</b>
Children's T-Shirts	From <b>\$20</b>
Children's Polo Shirts	<b>\$25</b>
<b>D</b> Ladies 3/4 Length Sleeved Tops In Black / White	<b>\$40</b>
Ladies V-Neck Short Sleeve	<b>\$35</b>
Ladies Cardigan - Navy	<b>\$75</b>
V-Neck Jumper - Dark Navy	<b>\$75</b>
<b>E</b> Fleece Long Sleeved Tops - Navy Only	<b>\$55</b>
<b>F</b> Reversible Vests - Navy With Red Lining	<b>\$50</b>

<b>G</b> Hoodie - Navy / Red Piping Or Screenprint	<b>\$60</b>
<b>H</b> Cambrey Shirts Long And Short Sleeve	<b>\$60</b>
<b>I</b> Baseball Jacket W/Suede Sleeve (Large Logo On Back, Small Logo On Front)	<b>\$170</b>
<b>J</b> Navy Winter Jacket / Fully Lined With Red Piping (Large Logo On Back, Name On Front Optional)	<b>\$105</b> <b>\$150</b>
<b>K</b> Lightweight Microfibre Club Jacket Red, White & Blue (Large Logo On Back, Name On Front Optional) Limited Stock)	<b>\$80</b> <b>\$125</b>
Club Caps Navy / Suede Peak	<b>\$20</b>
Ladies Peak Hats	<b>\$15</b>
Beanies	<b>\$15</b>

**ASSORTED BADGES & STICKERS ALSO AVAILABLE**



### HOW TO ORDER

- Contact Lynda Sparrow by Phone on 0447 474 790 or email [lynda@australiansilencer.com.au](mailto:lynda@australiansilencer.com.au) to order all your gear.
- Allow \$10 - \$15 extra for any items that need to be posted.
- Please make all Cheques payable to: 'MUSTANG OWNERS CLUB AUST. (VIC) INC.'

**MUSTANG ROUNDUP**



circa: **OCTOBER 1989**...Well..had we had our State Concours this year in October, this issue would have reported all the winners and results..so...I thought next best thing..let's see who won back in October 1989 Here's the winner's list and point results from our October 1989 Club Newsletter.


**MUSTANG OWNERS CLUB  
OF AUSTRALIA**  
(Victoria Incorporated)

**MUSTANG OWNERS CLUB  
OF AUSTRALIA**

STATE CONCOURS - SUNDAY 29 OCTOBER 1989  
OFFICIAL RESULTS

<b>STOCK CLASSES</b>			
A. NON RESTORED (1964 - 1973 models)	1ST - FRANK HAYES. 971	- Red 1971 Mach 1	
	2ND - GARNET JUDD. 965	- Red 1973 Mach 1	
	3RD - FRED LOVE. 843	- Sage Gold 1965 Hardtop.	
B. NON RESTORED (1974 - 1989 models)	1ST - JOHN MEGSON. 880	- Black 1987 Fastback GT.	
RESTORED	1ST - TONY TOYNE. 971	- WHITE 1965 Fastback	
	2ND - GWEN HANCOCK. 937	- White 1966 Hardtop	
	3RD - GRAHAM BELL. 918	- Blue 1970 Shelby GT 500	
<b>MODIFIED CLASS:</b>			
A. IMPROVED	1ST - GREG HADFIELD. 948	- Red 1969 Mach 1	
	2ND - JOE COSTA. 871	- Red 1970 Mach 1	
	3RD - TONY TOYNE. 824	- White 1967 Fastback	
<b>OTHER AWARDS :</b>			
A. SPECIAL MENTIONS	- 1964-1966 GRAHAM FOLWELL	- Red 1965 Hardtop	
	- 1967-1968 BEV BRERETON	- White 1968 Hardtop	
	Original BOB MILES	- Blue 1966 Hardtop	
	Convertibles RAY SMITH	- Red 1965 Convert.	
B. ENCOURAGEMENT	- EMIIE BOSNJAKOVIC	- White 1965 Hardtop	
<b>SCALE MODEL CLASSES :</b>			
See separate sheet.			

**OFFICIAL RESULTS  
OCTOBER 1989**



TRIVIA QUIZ ANSWER The horse's name is SHELBY SIXTYSIX.

# Tuckett's Tyrepower Hastings

Specialising in Tyres,  
Wheels, Brakes and  
Suspension for your  
Mustang or daily driver



**2079 Frankston-Flinders Road, Hastings**  
**Call Rob or Dean on 59793844**



- Outdoor and Indoor Car Capsules available
- Bike Capsules available
- One year warranty
- Showcases available
- Unique evaporative storage system
- Easy to set up and use

We at Autonovus are PASSIONATE about protecting your vehicle. The indoor and outdoor CarCapsules are the ORIGINAL car "bubbles" that completely seal and protect your vehicle from rodents, rust, corrosion, dirt, dust, mildew and musty odors. The patented continuous air flow system keeps the temperature consistent inside and out and eliminating condensation. Protect YOUR invest today with the CarCapsule.



WWW.AUTONOVUS.COM.AU

f AUTONOVUS

W: AUTONOVUS.COM.AU

P: 0490 455 287

E: INFO@AUTONOVUS.COM.AU





**AUSTRALIA'S NUMBER 1  
MUSTANG SPECIALIST SINCE 1990**



**MUSTANGMOTORSPORT.COM.AU**



**SHOP ONLINE NOW!**

**LARGEST RANGE OF MUSTANG  
PARTS IN STOCK IN AUSTRALIA!**

