

MUSTANG OWNERS CLUB OF AUSTRALIA - VICTORIA INC.



MUSTANG ROUNDUP

CLUB NEWS FROM ACROSS VICTORIA & TASMANIA

JUNE - AUGUST 2022



**2022 MOCA VIC ROUNDUP INFO & FORMS • AUTOCLASSICA SHOW • WINTON RACE DAY REPORTS
• LANE 88 AUTO MUSEUM VIP DAY • MEMBER'S MUSTANG • WHEEL DETAILING TIPS • PLUS MUCH MORE**

COLOUR PRINTING THAT DOESN'T COST THE EARTH

We offer end to end marketing and printing solutions

- Graphic Design • Digital Printing • Large Format Printing
- Personalisation • Mailing • Offset Printing



Phone: 03 9763 9166 Email: hornet@hornetpress.com.au



MUSTANG
ROUNDUP

ADVERTISING
RATES & SPECS

DISPLAY AD SPECIFICATIONS

1/2 PAGE - NO BLEED	180mm (W) X 125mm (D)
FULL PAGE - NO BLEED	180mm (W) X 260MM (D)
FULL PAGE - WITH BLEED	210mm (W) X 297mm (D) + 3mm BLEED ALL EDGES

ADVERTISING RATES x 4 EDITIONS PER YEAR

TYPE	1/2 PAGE	FULL PAGE
BLACK & WHITE	\$150	\$250
COLOUR	\$500	\$750



MUSTANG
ROUNDUP

WINTER 2022

MUSTANG OWNERS CLUB OF AUSTRALIA VIC. INC.
ABN 33 821 241 698 PO Box 450 Hawthorn VIC 3122
www.vic.mustang.org.au email: mocavic@mustang.org.au

Affiliated with: The Mustang Club of America, The Association of Motoring Clubs and Motorsport Australia.

OFFICE BEARERS	President	Ian Collins	0411 026 824
	Vice President	Joe Borg	0478 311 341
	Secretary	Tony Borg	0411 406 760
	Treasurer	Adam Richmond	0423 449 125
COMMITTEE	Rowdie McIntosh		0438 536 150
	Barry Bolton		0407 058 111
	Ken Harrison		0417 625 593
	Lino Avellino		0410 442 089
	Brian James		0417 361 019
	Sue Brodrick		0418 195 525
	De Colledge		0409 413 463
	Shane Cowman		0400 344 593
NATIONAL DELEGATES	Ian Collins		0411 026 824
	Peter Sheehan		0438 600 721
A.O.M.C. DELEGATE	Joe Borg		0478 311 341
C.A.M.S DELEGATES & LICENCING	Bob Lorch		0418 531 327
	Graham Bell		0419 326 261
MOTOR SPORT CO-ORDINATORS	Bob Lorch		0418 531 327
	Graham Bell		0419 326 261
VICTORIAN STATE SHELBY REPRESENTATIVE	Brian James		0417 361 019
EVENTS SUB COMMITTEE	Sue Brodrick		0418 195 525
	De Colledge		0409 413 463
	Kerry Thomas		0438 994 906
	Primary correspondence via email to mustangclubevents@gmail.com		
CLUB PERMIT SCHEME CO-ORDINATOR	Craig McKenzie		0417 561 246 (MON-FRI only after 4pm)
CLUB PERMIT SCHEME OFFICERS	Shane Cowman		(Northern Suburbs) 0400 344 593
	Joe Borg		(Western Suburbs) 0478 311 341
	Bob Redwood		(Bendigo/Central Area) 0419 348 817
	Ron Campbell		(Greater Geelong Area) 0428 520 535
CENTRAL VICTORIA CO-ORDINATOR	John Chapman		0407 844 379
CENTRAL VICTORIA EVENTS CO-ORDINATOR	Angela Williams		0438 699 515
TASMANIAN CO-ORDINATOR	Dave O'Brien		0438 122 015
PROPERTY OFFICER	Barry Bolton		0407 058 111
MERCHANDISE & APPAREL	Lynda Sparrow		0447 474 790
MEMBERSHIP MANAGER	Davina Collins		0405 410 253 moca.members@gmail.com
MAGAZINE EDITOR	Colin Falso		0403 129 811
			colinmustangroundup@gmail.com

LIFE MEMBERS

Colin Falso, Greg Hadfield, Ian Collins, Frank Thomson, Kevin Musgrave (Dec), Frank Hayes, Warwick Dowsley, Darryl Lowe, Graham Bell, Ian Blume, Tom (Dec) & Bev Brereton, Ron Minogue, Jim Lambie, John Chapman, Graham Folwell (Dec), Peter & Lorraine Richardson, Andre & Wendy Stoffers, Steve Lond (Dec), Nick & Kaye Duyvestyn, Rowdie McIntosh & Bruce Rigby.

M.O.C.A. Vic monthly meetings are held 3rd Wednesday of every month at Legends Bistro at the Moonee Valley Complex Thomas St, Moonee Ponds at 8.00pm.
M.O.C.A Vic. Inc. nor the editors shall be held responsible for, or endorse, any personal opinion expressed in any article published herein, nor will M.O.C.A. Vic. Inc. or the editors warrant the workmanship or offers of any advertiser in this publication.
M.O.C.A Vic. Inc. and the editors reserve the right to refuse advertising material or other material deemed to be inappropriate.
Mustang Round-Up is the official newsletter of M.O.C.A Vic. Inc. and is registered by Australia Post No: PP334553/0007.



PRESIDENT'S LETTER



Dear members

We are on the last weeks of Winter and a particularly cold and wet one at that. Which of course means most of the beautiful Mustangs which reside in garages covered by a large coat can arise and get ready because Spring is approaching and that's when we really get the car events started.

At the recent AGM we have had a few changes to the committee. Firstly Macka our long serving Secretary decided he needed a break after eight years in the job.

Macka took over the role of Secretary from myself when I became President and he has not put a foot wrong and the role he played in the job was fantastic. Macka leaves the role with all the accolades we can give him.

The reason he left was he just needs a break and will not be lost around the club as he still retains the Club Permit Co-ordinators role, which is big enough in itself along with Club Merchandise where he will help his long time partner Linda in that role.

Tony Borg has stepped down from Events and taken on the role of Secretary which we know he will do very well in.

Since Tony stepped away we decided that a Sub- Committee be formed to handle events.

I am extremely pleased to be able to inform you that we have an all girl Events Committee consisting of Sue Brodrick a standing committee member along with De Colledge, just joined the committee and Kerry Roscrow. These girls bring an enormous amount of experience to the table. Sue has been a Committee Member for four years and is a great contributor. Many of you will know De Colledge's partner of Neil Butler they both run the annual Tassie Tour and we all know what a great job they do with that.

The last but certainly not least is Kerry, partner of Bruce Roscrow the major supplier of merchandise for the Club. Kerry brings some new great ideas and we look forward to the events in the future under the new committee. Lastly we must thank Tony who did a fabulous job as Events Co-ordinator and has set a very high standard.

The other new person on the Committee is Shane Cowman already Shane has taken over raffle prizes and I know he will be a major asset for the Committee.

From the rest of the Committee that were voted back in we thank you all for your vote of confidence and we will continue to run the Club for all members.

Any ideas you have that will make the Club better please let a Committee Member know.

This year we are joining forces with the AOMC and holding our Club Concours, namely Club Roundup on the

same day and along side the fabulous All American Day so you will get two shows together.

We will still need the usual amount of volunteers to help on the day.

The show will be at Caribbean Gardens or Caribbean Park as it is now known, there is room-a-plenty for five hundred Mustangs and we encourage you all to turn up and support both events.

Please put your car up for Concours Judging or Show n' Shine along with just bringing your daily driver to be part of this fabulous day.

Adam Richmond will be Concours Director, so don't hesitate to make contact with Adam or any Committee Member re this event which is to be held on Sunday October 23 along with our usual Dinner Event at the Amora Hotel Richmond after the Concours.

On Saturday the 22nd Craig Dean is holding an event on the Saturday morning at Mustang Motorsport celebrating Shelby Mustangs so please get your Stang out for that the day prior. More information is available on our website or just speak to the committee. All information is available in this magazine.

You will also notice some letters of thanks coming through which have been printed in the magazine for various donations we have made to groups for charity. Please acknowledge these groups and help them in any way you can.

There are still places available for our weekend in Echuca in November contact the club or Tony Borg. Tony is too far down the road with this event to change over command at this stage.

So please make an effort and bring your car out for any events especially Roundup as we want a great showing and you will get two shows for the price of one on the day. Any car in any condition is welcome.

Please support the editor Colin Falso our newly crowned Life Member, a much deserved award for Colin after many years spent helping the Club. Write an article or two for the magazine and you get a chance to receive a prize for best article each magazine.

Get the cars ready for a big Spring and Summer.

Keep on mustanging

Ian Collins
MOCA VIC President



EDITORIAL

G'day fellow Mustangers.

Once again I wish to thank everyone who sent me in something, be it just a few pics or a report on a Club Event, so that we could have another 'packed' issue of the Victorian Mustang Club Magazine for all you guys and gals to read. Trust me...every bit helps.

Apart from the usual official content like Club Minutes etc, we have all the info you need for our major event of the yearour Victorian Mustang Roundup and State Concours. Just turn the page and find out what, where and when... then pray to the Gods for great weather and start to get your Mustangs ready for the big day.

And....once you have filled out the forms and sent your \$\$ in for our event you can read on further in the magazine to find out some more info about our second biggest event for the next year. Of course, I'm talking about our National Concours which is being held in South Australia next April. So more forms to fill in and \$\$ to send if you want to be a part of this great Club event.

If you don't want to cut up this fine magazine :, to fill in the forms and send them off, I'm pretty sure you can download them from the Club website, photocopy the ones in this issue

or there may even been some 'extra' printed forms sent with this magazine. Whatever way you choose don't delay, send in the forms....and the \$\$.

Plus in this issue we have another great article about detailing your Mustang from Peter Alderson...that makes it 15 articles in a row...thanks again from me Peter.

Also, while I'm thanking members...a HUGE 'Thank You' to Lino Avellino for his endless supply of images from our Club web site. Without this great resource, the magazine would be a lot of just words, not a lot of big colour pics and a lot less pages for you to enjoy...i.e. boring for everyone. So 'Thanks' to you too Lino! Keep that camera clicking.

Finally, we have one more story in memory of Kevin & Josie Musgrave sent in from Paul Shervington, a West Australian Club Member who wanted to share some great memories he had with them both.

So, that's about it for now, enjoy this issue and send in your Mustang Stories as soon as you can for the next one.

Colin Falso
MOCA VIC Editor
colinmustangroundup@gmail.com



DEADLINE FOR NEXT MAGAZINE - TODAY!

Please email all your articles ASAP directly to colinmustangroundup@gmail.com

MUSTANG
ROUNDUP

2022 MUSTANG ROUNDUP




**SUNDAY
23rd OCTOBER**
10am – 3pm
CARIBBEAN PARK
1280 Ferntree Gully Rd
Scoresby

MUSTANG CARS ENTRY
via Caribbean Drive
off Ferntree Gully Road

GENERAL PUBLIC ENTRY
via 1280 Ferntree Gully Road

**ALL MUSTANGS
& NEW MEMBERS
WELCOME**

In conjunction
with the AOMC
Shannons American
Motoring Show



FEATURE DISPLAY
2001-2002 TICKFORD
COBRA MUSTANGS

INCORPORATING THE
SHELBY NATIONALS
& BOSS MUSTANG
DISPLAY CONCOURS
SHOW & SHINE

- **ADULT SPECTATOR \$8**
- **MUSTANGS \$5 per car**
- **KIDS UNDER 14 FREE**
- CLUB GEAR FOR SALE**



Mustang image supplied by Unique Cars Magazine.

2022 MUSTANG ROUND UP & STATE CONCOURS

Judging Information

ELIGIBILITY

The Mustang Round Up and Victorian State Concours is open only to Ford Mustangs, including Shelby, Boss, Californian Special etc. and any other version of the Mustang Body fitted with a Ford engine.

All vehicles must be registered at the time of entry and be entered in the owner's Family Name. Club registration is permitted; trade plates or temporary permits are not permitted. All vehicles must be able to pass a roadworthy/defect certificate check.

The Entrant must have owned the vehicle and been a financial member of M.O.C.A. of Victoria for at least 60 days prior to the event to be eligible for any trophies.

Entrants must decide before entering, which class they want to compete in. Once the vehicle has been entered it cannot be placed in another class except at the discretion of the Head Judge, who may change the class entered vehicle to the appropriate class. The Entrant will be notified of any class change.

Note: The 3 x club event attendance for Concours classes eligibility has been waived for this year due to COVID-19 pandemic impacts to on attending club sanctioned events.

Concours Showroom Original & Modified Classes

- Entry form & payment to be received by the M.O.C.A. Vic Secretary no later than 5pm Friday 23rd September 2022.
- Entry Eligibility is based on, and governed by, a rolling 10 year process. A Vehicle with a manufactured date of less than 10 years is not eligible to enter this class at any time.
- Vehicle can be transported to the event but must be driven into the Display and Judging areas.

Concours Driven Original & Modified Classes

- Entry form & payment to be received by the M.O.C.A. Vic Secretary no later than 5pm 23rd September 2022.
- Entry Eligibility is based on, and governed by, a rolling 10 year process. A Vehicle with a manufactured date of less than 10 years is not eligible to enter this class at any time.

Show 'n' Shine Class

- No previous club event attendance required.
- Entry is open to any member/vehicle which has not been awarded the Most Outstanding Mustang Show 'n' Shine Class or either a State or National Concours class trophy within the last 5 years.
- Entry form & payment can be prepaid by **5pm 23rd September 2022 or by 10am on the day.**

Continued over >





2022 Victorian Mustang Round Up & State Concours Entry Forms



SUNDAY 23rd OCTOBER 2022

SHOW 'N' SHINE Class Registration Form

Entrant's Name _____ Contact Ph. no. _____
Membership No. _____ No. of Cars _____ Reg. no. _____
Year of Manufacture _____ Body Style _____ Color _____
Shelby Nationals entry Yes/No _____
Entry Fee Per car **\$25.00 Pre-Paid** or **\$30.00 on the day by 10am.**
PLEASE SIGN _____ Total Enclosed \$ _____

CONCOURS Class Registration Form

Entrant's Name _____ Contact Ph. no. _____
Membership No. _____ No. of Cars _____ Reg. no. _____
Year of Manufacture _____ Body Style _____ Color _____
I am entering my car/s into: Concours Category SHOWROOM ☐ DRIVEN ☐
Concours Class ORIGINAL ☐ MODIFIED ☐ SHELBY NATIONALS ☐
Entry Fee **\$65 Per Car** - Total enclosed \$ _____ PLEASE SIGN _____

NOTE: Entries close for All Concours Classes Friday 23rd September 2022

Please debit my ☐ Visa ☐ MasterCard _____ for \$ _____
Card no. _____ Expiry Date _____
Name of Cardholder _____
Signature of Cardholder _____

Payment via EFT is subject to approval only.

Send Cheque or Money order & Completed entry registration form to M.O.C.A.
Vic PO Box 450, Hawthorne VIC 3122

**Concours and Show'n'Shine entries to be in allocated display area by
9am and confirmed at the registration desk by 10am on the day.**

For further details please call Concours Coordinator Adam Richmond 0423 449 125

**Please see Judging information for Eligibility rules for all judged
classes.**



2022 MUSTANG ROUND UP & STATE CONCOURS Judging Information

CLASSES

All Concours Driven & Show 'n' Shine class entered vehicles for judging must be registered and driven into the venue. Concours Showroom class vehicles can be trailered to the venue and must be driven into the display & judging area.

All Vehicles will be judged on how they are presented on the day. When examining any aspect of the vehicle, points will be lost for collision damage, rust, grease, dirt, overspray, staining, poor general appearance or lack of preparation.

Cost of entry into the judged classes:

- Concours Driven & Showroom Concours class \$65.00 per vehicle.
- Show 'n' Shine class \$25.00 pre-entry or \$30.00 on the day.

All judged entries must be presented to the judges clear of all items other than those required to be included in the judging of the vehicle. For example if no Ford part No. or documentation available covering said items remove item/s! (Chairs, umbrella's etc.)

Concours Driven & Showroom Original Class

Open to Mustangs which are of original manufacture as per the Vin Plate or Door Tag/Decal. All parts and accessories to be original or genuine Ford (USA) approved, otherwise points deducted. Reproduction parts may lose points at judge's discretion. Please note Showroom Class vehicles will judged to a higher standard i.e. no Road grime, stone chips etc.

Concours Driven & Showroom Modified Class

Open to any year model modified Mustang powered by a Ford engine. This class allows owners to modify the car to suit their personal tastes.

A basic list of modifications must be made out and submitted by the entrant prior to judging, will be attached, section by section (i.e. interior, under body, engine bay etc.) to their judging score sheet before judging. Internal components are not judged. Please note: Showroom Class vehicles will judged to a higher standard i.e. no Road grime, stone chips etc.

Show 'n' Shine Class

1964 ½ - current Model, Originality and Modifications are a consideration in this class but the only "Condition and Presentation" of what is in place at time of judging shall be taken in to account. There is no under car Judging (no need to go up on ramps) within this Class.

No judging sheets will be returned to the owners for Show 'n' Shine Class judged vehicles.

AWARDS

Gold, Silver & Bronze Concours trophies are awarded for those vehicles which have achieved the eligible point levels within Driven & Showroom Original and Modified class judging. The highest Original class points scorer will also receive the Kevin Musgrave Award for Concours Excellence. These awards are presented at the Annual Presentation Dinner on Sunday 23rd October.

Show 'n' Shine class trophies will be awarded on the day and are dependent on the number of entries received by the cutoff date. There will be 1 x trophy awarded to the Most Outstanding Mustang which will be elevated to Concours class judging.

The above information contained above should be used as guide only. For further specific detailed information please refer to:

**MUSTANG OWNERS CLUB OF AUSTRALIA INC. (MOCA)
CONCOURS GUIDELINES & RULES document.**

Or Contact

Mustang Round Up & State Concours Director -
Adam Richmond 0423 449 125 (after 6pm AEST)
Head Judge - Ian Blume 5474 2477
Assistant Head Judge - Tony Fable 0448 337 729





Shannons American Motoring Show



THE ASSOCIATION OF
MOTORING CLUBS



The show for all Classic & Historic
vehicles manufactured in North America.

Featuring the Annual Mustang Roundup

Sunday 23rd October 2022

Event Central at Caribbean Park

Entry from Ferntree Gully Road 100 metres North of Eastlink

Gates open for display vehicles from 9.00am spectators 10.00 am

See fifties fabulous fins, sixties muscle, classic convertibles, independents milestone
models and much much more!

Children's entertainment, Trophies, Vendors, Club displays

Display vehicles
\$15.00 includes all
occupants
Spectators \$8.00
Children free

Event Enquiries 0473 832 277. For site plan and more information

<https://www.aomc.asn.au/shannons-american-motoring-show>

Proudly promoted and organised by the Association of Motoring Clubs representing the
interests of the classic and historic motoring movement in Victoria since 1976.



2022 M.O.C.A Vic Annual Presentation Dinner



SUNDAY 23rd October 2022

6.30 pm to 11.00 pm

Amora Hotel Riverwalk
649 Bridge Rd Richmond

ENJOY

A SUPERB 3 COURSE DINNER AND GOOD COMPANY

PARTICIPATE

IN OUR SOCIAL EVENT OF THE YEAR

DRESS

TO IMPRESS IN YOUR FINEST FORMAL GEAR

[Presentation Dinner Registration Form](#)

Name _____

Partner's Name _____

Please Reserve Me _____ Place/s for the Presentation Dinner
MOCA Vic. member - \$70.00 per person including 3x free drinks

Non MOCA Vic. member - \$80 per person

I have enclosed a payment for the Total of \$ _____

Note The cost of the dinner includes 3x free drinks per attendee

Please debit my ☐ Visa ☐ MasterCard for \$ _____

Card no. _____ Expiry Date _____

Name of Cardholder _____

Signature of Cardholder _____

Payment via EFT is subject to approval only.

Send Cheque or Money order along with completed form to M.O.C.A.Vic

PO Box 450, Hawthorne VIC 3122 by Wednesday 3rd November

CONCOURS TROPHY PRESENTATIONS, DOOR PRIZES AND RAFFLE ON THE EVENING.

For further information please call Concours Coordinator Adam Richmond 0423 449 125.

Just Mustangs

Direct Importers of Mustangs & Classic American Cars



SPECIALISING IN 1964 - 70 MUSTANG PARTS

We also import Mustangs & selected American Classic Cars.

New stock arriving ever 2-3 weeks. We stock Scott Drake, Dynacorn and TMI.

If you are after a part contact us to see if we can help.

We can also assist with any private importing of parts/cars etc from the USA.



**HOT
WINTER
DEAL!**



**Ford Mustang
1964-1966
Lower Control Arm
Concours Correct (Black/Grey)
\$120ea**

* HOT WINTER DEAL!
Price valid only while stocks last

THE BEST PRICES ON ALL MUSTANG PARTS IN STOCK!

- Complete Mustangs 65 - 70 Disc Brake Kits.
- 65 - 66 Mustang Air-Conditioning Kits.
- Full or Patch Repair Panels for most year models available.

Contact Russell Trainor

JUST MUSTANGS Est. 1984

m: 0418 131 124 e: russell@justmustangs.com.au

11-13 Sutherlands Road Riddells Creek VIC

Hours: 9.30-12pm Mon/Sun

1.30-5.30pm Wed/Fri/Sat

or any time by appointment.

www.justmustangs.com.au

Visit our ebay store: justmustangsaustralia

45th Historic Winton

Udo Schaak



The running of the 45th Historic Winton took place over the weekend of 28 and 29 May 2022, celebrating the 100th anniversary of the Austin 7 motor car.

The day began quite cold with the outside temperature hitting a very chilly 3 degrees at one point on the drive to the circuit.

However the frost and fog cleared to a beautiful day with sunshine breaking through the clouds on occasions throughout the day.

Crowd numbers were down from pre-Covid events with only about two third the number of vehicles on display and a lower number of competitors in the pit area as well.

I travelled to Winton with a good friend who came to support a mutual friend racing his beautiful replica 1938 SS Jaguar 100 in the Regularity event. He had recently installed a supercharger to the car.

In the Saturday Regularity, he had an "off" sliding into the fence and amongst other minor damage, bending a pitman arm. So, living in country Victoria, he trailered the car home, repaired the pitman arm and returned to Winton in readiness for the Sunday event.

Unfortunately, when readying the car on Sunday morning he discovered a leaking head gasket putting the car out of action again. As they say - "That's racing".

Racing amongst the various classes was, as always, very competitive with drivers giving their all, irrespective of whether they were at the pointy end of the field or somewhere further back.

The meeting celebrated the centenary of the Austin 7 car and naturally there were many Austin 7's in their various styles proudly showing off in the Grand Parade as well as veteran, vintage and classic vehicles, including a couple of old Clipper busses, classic ambulances and a few truck thrown in for good measure. All up, the entire course was covered in vehicles.

We ran into fellow club members De and Neil who had also driven up from Melbourne on the day, wandering through the displays, working out how to enlarge their garage space to make room for all the cars which took their fancy.

Probably less than a dozen Mustangs on display but an interesting display field none-the-less. If cars of the pre 50's or 60's are of interest, this is a great event to attend.



CHARITY DONATIONS THANK YOU

for MOCA VIC Club Members



Dear Ian,

Thank you for being a part of The Biggest Playdate 2022. On April 3, you helped us by running the Mustang Club tent, serving Bacon & Egg rolls, supplying water and soft drinks to numerous stalls, donating to our foundation and contributed to raising \$37,000!! We couldn't have done it without your support.

A few weeks ago, the Miranda family met with Dr Peter Downie, head of Monash Children's Cancer Centre (CCC), to hand over the cheque and discuss where the money will go. Upon discussion, it was decided that the money will go to a new role at the CCC to coordinate clinical trials for cancer patients at that in-between age of 16-25.



Handing over the cheque!

Pictured: Ron Fairchild (Director, Monash Health Foundation), Vanessa Miranda (Director, The Miranda Foundation), Sean Miranda, Kirah Miranda, Taylah Miranda, Dr Peter Downie (Director, Monash Children's Cancer Centre)
Absent: Jett Browne

Adolescent and Young Adult (AYA) has been a great focus at Monash Children's Cancer Centre, and one of Taylah's passions as she was diagnosed as an AYA, at ages 14 and 19. There is evidence to suggest that the options of clinical trials and different types of cancer therapy may improve the currently poorer outcomes in AYA cancer patients compared to young. Hence why The Biggest Playdate money will be going towards an AYA clinical trials coordinator, who will help merge children's and adult oncology to broaden treatment options and improve outcomes for AYAs.




MUSTANG

PARTS & ACCESSORIES

AUSTRALIA'S No.1 MUSTANG SPECIALISTS

WE STOCK A FULL RANGE OF QUALITY USA RESTORATION PARTS & ACCESSORIES

Factory Shop Manuals
Weatherstripping
Upholstery
Wheels/Wheel Covers
Exterior Mouldings
Window Glass
Suspension Components
Body Panels/Sheetmetal
Decals/Stripes
Badges/Emblems
Bumpers
Merchandise & Accessories



EASY PAYMENT & SHIPMENT
We accept, VISA, MASTERCARD and C.O.D



MUSTANG CLASSICS
MUSTANG WORLD

www.mrmustang.com.au

Office & Showroom U 5/502 Marmion Street, Booragoon WA 6154 1800 687 826
New Location U2 / 502 Marmion Street, Booragoon WA 6154 089 330 9911



Griffs
American
Auto Parts
& Restorations

Acquisition, Restoration & Sales of Muscle Cars, Hot Rods & Classics.

Services Available....

- Turn Key Projects
- Part Projects
- RestoMods
- Custom Fabrication
- Complete Range of New Mustang Parts 1964 – 1973
- Engine & Driveline Installations & Upgrades
- Sourcing of Second Hand & Rare Parts
- Body & Paint Restoration



Griffs restoration shop is located in the heart of Victoria in ever sunny Ballarat. We have a 1000 square metre factory with state of the art equipment and facilities.

Griffs is not just any old workshop, we take pride in everything we do and our work environment reflects exactly that, it is always ultra clean and tidy.

We welcome all visitors to come and view our shop, have a coffee and discuss your next project.

No matter what your heart desires, at Griffs we can make your dream come to life. Qualified tradesman, experienced project management and experienced automotive builders ensure your car is completed on time, on budget and most importantly to the highest of standards.

Opening hours

Monday – Friday 8.00am – 5.00pm
Saturday 8.00am – 12.30pm

LMCT 10489

"Where Life Is All About the Ride"

3 Traminer Crt, Wendouree, Vic, 3355 Phone: (03) 5338 2427 Fax: (03) 5338 2527
Email: sales@griffs.com.au Web: www.griffs.com.au

CHARITY
DONATIONS
THANK YOU



26 July 2022



Mustang Owners Club of Australia, Vic. Inc.
22 Sunningdale Cres
CRANBOURNE VIC 3977

Dear friends,

In support of Fundraising

Thank you for your kind donation to Beyond Blue. Now more than ever we are incredibly grateful for your support.

Your donation will help Beyond Blue continue to work towards achieving an Australian community that understands anxiety, depression and suicide. We work hard every day at Beyond Blue to make sure people across Australia have access to the support they need when they need it, wherever they are on their mental health journey. Our 24/7 Support Service of trained mental health professionals helps thousands of Australians each week with immediate counselling, advice and referral.

The demand on our Support Service has grown significantly since the beginning of the pandemic and with donations from dedicated supporters such as you, we can ensure we answer every phone call, email and chat.

Thank you once again for your donation.

Yours sincerely

Sharon Hillman
Head of Strategic Fundraising
Beyond Blue

Autoclassica Mailing Road Canterbury

Ron Minogue



This has been a very popular car show for all types of interesting vehicles but, like many others, has been cancelled three times due to Covid 19 restrictions.

Finally, approval was given for the event to be held on Sunday 15th May 2022 and the crowds were there enjoying a car show just like before the dreaded Covid restrictions.

The main street, Maling Rd and all the side streets were full of an amazing variety of cars and chock a block full of visitors.

Maling Rd Canterbury is a small, but historically significant retail strip of mainly Edwardian shops. It is significant having been the first shopping precinct in Australia to attract an historic planning overlay.

The local Maling Rd Business Association has now successfully run this event 5 times.

This year the weather was beautiful, unlike the last one in 2019 which was cold and wet and kept a few people away.

This event is not restricted to any particular make, or model, they just have to be interesting cars mostly old, but some, like mine relatively new.



There were only three entrants from our Club, but they were all good ones.

As usual Brian James carried off a nice trophy for Best Restoration for his well known 1966 Shelby GT350 Hertz, Michael Smith showed his also beautifully restored 1970 Mustang Fastback, and yours truly had his 2019 Shelby GT for viewing.

There was one other Mustang on display, a '67 or '68 convertible which was in great condition. I did not recognise it as a MOCA car, my apologies if it was in fact a club car.

I am not sure how many cars were on display, but I think it would be in excess of 200. The biggest Club display was by The Mercedes Benz Car Club. The rest was a wonderful mix of everything from tiny Fiats to an aircraft carrier sized Lincoln Continental (won best car in show) and a similar sized mid-fifties Cadillac convertible.

I will keep our Club Secretary advised when the next Maling Road Autoclassica show is scheduled.




Photography by Ray Gruchy

Duval Motorsport Australia Pty Ltd

Our Services Include:

- Track and tarmac rally preparation
- Brake and suspension upgrades
- Fuel and ignition system re-calibrating
- Engine development and blueprinting
- Dynometer Tuning
- Mechanical repairs and routine servicing



When approached by Alan Moffat to develop his all conquering Trans Am Mustang, from the early days of tunnel port engines through to the Boss engines, we can say with confidence that we understand Mustangs. Our knowledge of V8's was further honed with the design, development and production of the Australian Ford GTHO Phase 1, 2, 3 and 4 high performance engines which won many times at Bathurst.

Bill Santuccioni

24 Crawford Street Braeside Victoria 3195

Ph: 0438 907 672 Email: duvalmsport@inet.net.au

EAST-SIDE automatics

all mechanical repairs transmission specialist RWC inspections
car air conditioning brakes & clutches log book servicing

specialising in Mustangs

Factory 4/214-224 Wellington Road
Mulgrave Vic 3170

ph: 03 9561 8666
call for a quote!



Licensed vehicle tester



Accredited
Automobile
Repairer



Accredited
Automatic
Transmission
Specialist

A Short Story

Phil Browne



The other day I received one of those letters in the mail that nobody ever wants, but we've all received in our driving careers. An Infringement Notice. Yes, a speeding ticket.

Somewhere, one day apparently I was exceeding the speed limit and I was now required to pay for my transgression.

Well, it must be the new blue car, the first impairment on it's wonderful reputation. I looked at the notice but No! It was not the Mach 1. Well then it would have to be the rag-top Canary, though it had not been out of the Stable for a while. Again No!

Aghast, I realised that it had to be none other than the RAV 4! The grubby, unwashed (but still loved) workhorse used for towing the trailer, doing the shopping and driving the dog to a play park, we were clocked at 58 kmh on Mitchells Lane in Sunbury, a 50 kmh zone which I usually obey as I had heard many years ago that it was a hot spot for speedsters. It must have been after I had passed the LOL (Little Old Lady) in her Corolla on the way to Bingo.

The RAV is now referred to as the Red Rocket Speed Machine.



I thought everyone might like this photo of the new Mustang E.

There are lots of them here in Norway used as Taxis.

Ash Mathews



TEAM App MOCA VICTORIA

FOLLOW THESE STEPS

1. Download 'TEAM App' from the Apple or Google Play App Store.
2. Sign up to TEAM App. You will be sent an email to confirm your registration.
3. Log into the App and search for 'MOCA VICTORIA'.
4. You DO NOT need to select an access group.
5. If you don't have a smart phone, go to mocavictoria.teamapp.com to sign up and view the App online.
6. DONE!

DOWNLOAD THE 'TEAM APP' & STAY UP TO DATE WITH ALL THE LATEST CLUB EVENTS.

Smart phone & Tablet Compatible. NEED HELP?

Contact Tony Borg
via email: mustangclubevents@gmail.com
or phone: 0411 406 760



Winton Festival of Speed

Sat 6th & Sun 7th August

Brian James



The Saturday was somewhat wet which kept a lot of people away.

A few of us went up on Saturday and stayed the night.

Sunday was much nicer.

There were around 20 Mustangs on display on Shannons Walk, but not all were MOCA members.

There was a good variety including first generation cars, Mach 1 and later gen cars including a Bullit, GT's and Shelby's.

Shannons provided the opportunity to run few parade laps at the Lunch break. There were around 100 cars that took to the track.

No dicing was allowed, but during the 4 laps there was the occasional opportunity to unleash the beast, however briefly.

The racing was brilliant with an excellent mix of classes

including Group A and C Touring Cars, Various Historic open wheeler cars such as F5000 and Formula Atlantic.

Some famous Touring cars were competing, including the V12 Bathurst winning Jaguar, the JPS BMW and many others.

There was also Group N with a good representation of Mustangs for us to cheer on. This group also provided some close and exciting racing.

Historic Sport Sedans always put on a good show and they didn't disappoint with some great racing.

The workmanship and preparation of these cars is great to see close up, and some of these Sport Sedans are wild.

Winton is a wonderful rural race track with excellent facilities and great viewing areas.

We look forward to next year.





Registration Form Mustang Nationals Glenelg SA 7-10 April 2023 Hosted by MOCSA



ENTRANT'S Surname: First Name:
Name of spouse/partner:
Address:
State: Post Code:
Phone: Mob: State Membership No:
Email:
Children's Name/Age: /..... /..... /.....

Accommodation rates have been secured for a minimum of 4 nights for the period Wednesday 5 th April - Tuesday 11 th April 2023 inclusive								
		(Please tick nights required)						
Accommodation	\$/night	Wed 5/4	Thu 6/4	Fri 7/4	Sat 8/4	Sun 9/4	Mon 10/4	Total \$
Haven Marina: Queen Bedroom (2 people)	\$159							
Haven Marina: Queen & Single Bedroom (2-3 people)	\$189							
Haven Marina: Family Room (Queen/2 Singles) (3-4 people)	\$209							
Buffalo Motor Inn: Queen & Single Bedroom (2-3 people)	\$145							
Buffet Breakfast: Watermark Hotel (50 metres from Motel venues) is the location between Thu 6/4 - Mon 10/4 daily	\$27/ person	N/A		N/A				
Accommodation Enquiries: Trish Kilvington 0438 123 952 or email: pkilving@bigpond.net.au for other room/day configurations and advise if childcare is required								
Functions and Cruises					Adult / Child 10-16 U/10 No Charge	No. Adult	No. Child	Total \$
Friday 7 April	Meet and Greet Dinner: Club Shirt theme @Stamford Grand Glenelg (Seafood Deluxe/Carvery Buffet and selected drinks package)				\$98 / \$40			
Saturday 8 April	Dinner & Auction: Roaring 20's theme @Morphettville Racecourse (Gourmet Buffet and selected drinks package)				\$98 / \$40			
Sunday 9 April	Presentation Dinner: Semi-formal theme @Stamford Grand Glenelg (3-course meal – alternate drop and selected drinks package)				\$98 / \$40			
Monday 10 April	Cruise and luncheon to be advised				TBA			
FOR ENQUIRIES OR DIETARY REQUIREMENTS PLEASE Contact Trish Kilvington 0438 123 952 or email: pkilving@bigpond.net.au								
Car Details	*Class	Year	Body Style	Colour	Rego	Total \$		
Car 1								
Car 2								
Car 3								
Entry to Concours Class and Display Judged categories is only OPEN to Financial Members of the Mustang Owners Club Australia (MOCA) *Mustang Entry Classes: Thoroughbred \$60, Original \$50, Modified \$50, Resto Mod \$50, Display Judged \$35, Show 'n Shine \$10 Further details on your entry will be requested once registration form is received								

PLEASE RETURN your completed registration form with your DEPOSIT of \$100 by 30/10/2022
To secure your booking full payment required by 31/01/2023
Email or Post completed forms and payment to: Trish Kilvington
Email: Scanned Registration Form to pkilving@bigpond.net.au
EFT MOCSA Nationals BSB: 805050 ACC: 100100716
Details: (Surname & Initials) 2023 Nats
Post: PO Box 210 North Adelaide SA 5006
Cheques made payable to "MOCSA"

GRAND TOTAL \$	
LESS DEPOSIT \$	
BALANCE PAYABLE \$	
FINAL PAYMENT MADE -	/ /
DD EFT CASH	
CHQ	



Hi MOCA VIC Executive Team - Ian, Joe, Tony and Adam. The MOCSA Committee and members are excited to announce that the 2023 Mustang Nationals at Glenelg SA over the Easter weekend 7 - 10 April is a GOER.

We're thrilled to extend an invitation to you and your members to attend the Nationals and thank you for your previous interest, as in the case of 2020.

The 2023 Nationals will be a special occasion as we are celebrating the 40th Anniversary of the Australian Mustang Concours/Nationals event where all States and Territories will be represented.

Advertising of the 2023 Nationals is present on the MOCA home page with a link to the Registration Form that will enable members to complete online.

As part of the advertisement, the Registration Form is also available to be viewed with page two highlighting details of the event and can be printed.

A countdown timer which will count down the seconds to the start of the event is also in play.

In addition to the MOCA home page link to the Registration Form, we are arranging a link to be displayed on each State's Home web page, promoting the event and enabling members to click on the link to register.

We are hoping that each State will coordinate a convoy of members to travel to Adelaide in 2023 to celebrate this special occasion.

Looking forward to hearing from you and your members by way of the Registration form and making contact with each registration entrant once they acknowledge interest in the event.

If you have any questions please do not hesitate to contact me on 0401 123 931.

Kind regards

Tony Kilvington, Trish Kilvington, Kym Turner
2023 Mustang Nationals Team



ATTENTION ALL VIC CLUB MEMBERS

DO THIS...

Take some photos at the next Mustang Club Event.

OR THIS...

Write your Mustang Report, News, Tips or other Mustang Related Stories.

THEN THIS.

email all your files to colinmustangroundup@gmail.com and be in the running to...

...WIN THIS!

Contact committee for full details

The MUSTANG MARQUE

*Specialising in all parts from
1964- 1970 including full range
of parts from 1969 - 1970*

- Full Restorations
in House
- Mechanical Work
- Full Rotisserie
Restorations
- Bare Metal
Body & Paint
- Rust Repairs
- Show or
Councours



170 Calder Highway Harcourt VIC 3453
Phone: (03) 5474 2477
Email: mustmarq@blue1000.com.au
Website: www.themustangmarque.com.au

Mustangs & Elvis @Bendigo

Daniel De Bono



Get to know your fellow Mustanger

Tony Borg

This is the first of what will hopefully become a regular feature of our club magazine. As I understand it, this type of thing has been done before, so not an original idea but one I thought would be good to start up again.

So, without further ado, the following has been provided by two of our members, namely Patrick Wing of Tasmania, and Deidre Collett of Victoria, both of which have beautiful cars.



Patrick Wing & Jodie

How did you first get involved in the Mustang movement and when was that?

When we (we means ex wife & I) first purchased our Mustang in 2009, we started looking for other owners to meet up with. This is when we first met Harold & Bev Burgess and Paul Cole who were at the time trying to start a local club. Due to new work commitments at the time for Harold, Bev & Paul, they gave me all their notes etc & so I started a few local social runs.

At Devonport Motor Show one year I had a chance meeting with the touring Victorian MOCA & was introduced to Ian Collins & offered them an invitation to join us in Launceston that afternoon for a street show for local Mustangs.

After a few teething issues (as with any new club) the Tassie club has snowballed from there.

The Before



One slightly amusing anecdote comes to mind; In our early days we had a display of 20 or so Mustangs on the infield at Symmons Plains for the V8SCs. Later that day when I was in the car park, I noticed this interstate Mustang drive through so I stalked him until he parked up and offered for him to join us the next day with the infield display which he accepted. This was the first time I met Rob Bloxham.

What was it about Mustangs that sparked your interest?

Had my first ride in a Mustang in 1980. Was a 1967 Red convertible. (Wonder where it is now?) Was keen on one then but they were not common. Bought a lot of cars in the 80s & 90s but a Mustang was always out of reach then around 2008 when the kids were older and the exchange rate was (better than?) dollar for dollar.

How long have you been a member of the club/committee, and if on the committee, what positions have you been involved in and when?

Have been involved with the Tassie club since day one. Started as Northern run co-ordinator, now just sit on the committee offering help & advice whether it's needed or not.

Tell us a bit about your car?

'Pebble' is a 1967 C code car with a Sport Sprint package. Was 'born' June 13 1967 in San Jose, sold via Geary Motors in San Francisco in September 1967 then spent its life in Sacramento until arriving in Australia via American Used in Victoria then Tasmania in Sept 2008. We purchased it in April 2009. It arrived in Tassie with 66500 miles, as of Feb 2021 it now has 90000 miles

'Pebble' gets her name due to being originally painted in that most glorious of colours, Pebble Beige.

I also took Pebble on my first date with my now partner Jodie. For some reason she was not frightened off.

.....And, what the car looks like now



Do you have any other cars of interest?

Sadly no, but I do have a diecast car collection of around 700 units of which about 400 would be Mustangs.

Tell us a little about yourself, family, work and your other interests?

I live with my partner Jodie. Currently work as a sales rep for PFD Food Services in Launceston (for the 2nd time) Spent 10 years selling farm machinery between times, Including Polaris, Landini, Goldacres, Tanco, Daken etc etc. Have 2 adult boys, (a spray painter and a welder. Handy)

I have also just become a Grandfather.

Jodie is a Disability Support Worker, has 3 adult children, 2 girls and 1 boy (one daughter has just graduated as a Policewoman, other daughter is about to be married and the son and his partner are about to have a baby, been a busy month!) who live between Hobart and Cairns, is a Granny of one and about to be again.... and for some reason likes me & my Mustang.

Also, can I just mention that the members in Tassie (as are other members in other states that we have met) are bloody awesome and Jodie and I are proud to be a part of it all.



Deidre Collett

How did you first get involved in the Mustang movement and when was that?

I have always been into muscle/classic cars since I was a teenager (my father was a mechanic). Most of my cars have been Holdens/Toranas (don't even get me started on the price of an SLR5000 nowadays!!), but I have always loved Mustangs. I had been researching and looking for about 2 years for a 1969 Mustang to buy before I finally found one.

What was it about Mustangs that sparked your interest?

The look and the sound of them at first and of course the history/culture as well, going to car shows, movies and TV shows with Mustangs featured also played a part.

How long have you been a member of the club/committee, and if on the committee, what positions have you been involved in and when?

I have been a member since 2011 when I first bought my 1969 Mustang.

Tell us a bit about your car/s?

A genuine 1969 Mach 1 from California in Candy Apple Red and is left hand drive. I have done and had done quite a bit of work on the drivetrain and electricals. As usual there is always something needing to be done or want to do. I call her Miss Grumpy (modified 351 and loud).

A 2017 GT fastback in Lightning Blue with a Roush body kit and cat back exhaust is my daily driver and I go to club events in the GT that are further away from home (much easier in a right hand drive). I call her Miss Attitude.

Do you have any other cars of interest?

Yes, sorry Mustangers, I also have since new a 2005 SSZ Commodore in Turismo Blue and it had been my daily driver until 2017 and is now parked for the moment needing an engine rebuild. I call her just "Blue" but her personality is Miss Passive Aggressive.

Tell us a little about yourself, family, work and your other interests?

Apart from cars of course, I like reading, doing a bit of painting/sketching, going to the cinema and of course catching up with friends. I work at South East Water in the property development and plumbing department assessing building applications and issuing permits. And I also follow Collingwood - yep as if owning a Holden wasn't bad enough - LOL.

Do you have any photos of your cars you would like to share?

Yes, here are the 69 Mach 1 and the 17 GT



Thanks Patrick, Jodie and Deidre, what fantastic reads, and congratulations on becoming a grandfather Patrick, that's awesome.



Well, I hope you enjoyed that as much as I did, look out in the next issue for another instalment of Get to know your fellow Mustanger.

Cheers and bye for now Tony



REPLACEMENT PARTS ★ ACCESSORIES ★ RESTORATIONS
FOR 1964 - 1973 MUSTANGS & 1967 - 1976 FALCONS

COME IN & SEE OUR HUGE RANGE OF QUALITY
USED, NEW OLD STOCK & REPRODUCTION MUSTANG PARTS.
HOT PRICES IN STORE OR ORDER ONLINE 24/7



✕ COMBINED SHIPPING
FOR MULTIPLE ITEM
ORDERS

📦 LARGEST RANGE OF
MUSTANG PARTS IN
AUSTRALIA

☎ CUSTOMER SUPPORT -
NOT SURE ABOUT A PART,
GIVE US A CALL

👤 EXPERT ADVICE FROM
EXPERIENCED
RESTORERS



8 Vickers Street Reservoir VIC 3073 t: 03 9042 6150
e: sales@nationalmustangs.com.au www.nationalmustangs.com.au

Join our FB page to see our latest deals & specials @ www.facebook.com/nationalmustangs



CAR CARE Tools, Techniques & Tips

Episode 15 - Deep Cleaning Rims

Peter Alderson

You're probably quite confident with washing, cleaning and protecting your entire car, both inside and out. But, there's one area that can do with a little extra attention, and it is often overlooked. So, in this episode, I'll be explaining how to "Deep Clean Rims".

We all clean our rims when we wash our car, right? Well, we do at least clean the outside areas of the rim, and maybe those areas inside the rim that we can reach with our hands or special brushes. However, due to the intense heat, dirt, brake dust, and contamination that our rims experience, they deserve at least one deep clean every year. Now is that time!

My car is 5 years old and is our daily driver, so the rims get quite dirty. I've broken down the cleaning and rejuvenation with protection into two stages. So, follow along as I explain how I 'Deep Clean' its rims.

The Tools - Rim Cleaning

Here are the tools you are likely to use.



The tools for rim deep cleaning.

The Tools - Deep clean and rejuvenate rims.

1. 1 x pair of gloves to protect hands.
2. 1 x Bowden's Auto Body Gel.
3. 1 x Bowden's Three Way cleanser.
4. 1 x Claying Pad, Claying Cloth or Clay Bar.
5. 1 x Can Goof Off for wheel weight glue removal.
6. 1 x Bowden's Cleanse & Restore OR Metal Polish.
7. Some general-purpose microfiber cloths.
8. One flagged brush to wash tyres.
9. Some Bowden's Big Blue Softies.
10. A stool to sit on during all processes. Get comfy!

Additional Equipment - Wheel Removal

At home, you will need this equipment.

1. Jack to hoist car for wheel removal.
2. Wheel chocks to stabilize car.
3. Car stands to stabilize car.
4. Wheel brace / breaker bar for stud removal.
5. Torque wrench to tighten studs correctly.

TIP: Always work in a safe manner so you are not injured, and your car stays still. Work in a dust-free, cool environment. Do find somewhere that will keep you, and your car, protected.

Deep cleaning your rims can be broken down into two stages:

Stage 1: Washing and decontamination.

Stage 2: Application of protection.

Preparation for Deep Cleaning Rims

In preparation for deep cleaning we need to wash the rims. Primarily, this is to remove embedded iron from the surface that has come from our brakes.

TIP: Think about this: The rims are exposed to extremes of heat, dust, dirt and general grime. This results in rims that can be badly embedded with materials that make a deep clean harder if not totally removed.

In previous episodes I have explained how to rid paintwork of these materials using Bowden's Three Way. This effectively removes the embedded contamination coming from brakes and other baked on contaminants. We will do the same here - whether your rims are painted, or chrome, or made from any other metal. Follow the instructions on the bottle if you forget how to use Three Way.

1. Rim Decontamination

You might think you can effectively decontaminate a rim while it is still on the car. Think again!

You might be able to clean the outside of the rim, and maybe some of the interior - if you can actually reach that far. Unfortunately, there will be parts of the rim interior you are unable to really deep clean easily.

So, to effectively decontaminate and protect each rim we will need to remove each wheel as part of our entire deep clean process. We will wash it thoroughly and decontaminate as we go.

So, remove the rim



Car jacked and rim removed for decontamination.

TIP: Safety is Essential. Do take care to chock all wheels, use a safety stand, and a strong jack. Remove any handles from the jack or move the handle to a vertical or upright position to avoid tripping on it. Place wheel brace, breaker bar, torque wrench, and studs together and nearby, so nothing is tripped on or lost.

Be Careful!

Rim removal

You need to carefully remove one rim at a time to perform the two stages of deep cleaning. Once each rim has been completed, and remounted, you can work on the next until all rims have been finished.

1. Park car on level ground.
2. Choose a dry, dust free space out of the sun.
3. Choose a wheel to begin.
4. Chock opposite wheel and rear wheels.
5. Use a breaker bar / wheel brace to loosen studs.
6. Hoist car slowly and carefully.
7. Insert a car stand as a safety measure.
8. Remove all studs.
9. Remove wheel.
10. Place wheel on a flat surface - outside where it will be washed, decontaminated and protected.
11. Perform Stage 1 then Stage 2 on that rim.
12. Return rim to the car, and tension studs appropriately, before moving to the next rim.
13. Repeat until all rims have been completed.

You are now ready to commence Stage 1 cleaning.

The Techniques: Rim Cleaning

Stage 1: Washing and Decontamination

First off, grab your normal washing equipment, and wash the rim. Use a car wash product that does NOT contain any wax, or sealants, as does Bowden's Nanolicious. That's NOT appropriate in this step, as we want to eliminate all products from the rim. Adding it during a wash would be a waste, as we will shortly be removing all products in following steps.



Rim interior in need of a deep cleaning.

In this case I use Bowden's Auto Body Gel. This is a very effective cleaner that will not add wax, protectants or sealants. It just gives an effective cleaning to what you are washing.

Once you have washed and dried your rim all over -including the tyre - it is time to decontaminate.

Removal of embedded contaminants is achieved with Bowden's Three Way. It can be used safely on all metal surfaces and rubber. So the entire wheel, and rim, will be decontaminated.

Spray Three Way on the outside of the rim and tyre. Allow it to dwell for a minute or so, and you will see a purple reaction occurring with the solution. This is a chemical reaction where the iron from brakes is activated, and lifted from the surface.

Now, grab a Bowden's Claying Cloth, Claying Bar or Claying Rubber Pad to work the Three Way around. This assists in lifting all embedded iron deposits and creates a smooth finish to the rim that will aid the application of protection a little later.

As far as the tyre is concerned, use a wheel brush to agitate the Three Way over the rubber to help lift away contamination. A soft toothbrush can be used in tighter areas such as lettering and the groove where the tyre attaches to the rim.



Brush tyre, covered in Three Way, to deep clean.

Once you have worked your way around the rim, and tyre, spray it off with a strong flow of water.

Repeat this process on the inside of the rim and tyre - Three Way with Claying Rubber. After completing this step give the whole tyre and rim another wash* with Auto Body Gel, rinse and dry.



After Three Way and final wash, spray strongly.

CAR CARE Tools, Techniques & Tips

Episode 15 - Deep Cleaning Rims

*TIP: *Three Way is extremely viscous. It tends to stick to surfaces – even after being washed away. Not to worry. Once all surfaces have had the Three Way treatment we wash the whole tyre and rim again with Auto Body Gel. This will remove any residual traces of Three Way. Rinse well.*

Removing Wheel Weight Glue

On some of my rims I discovered there was left over wheel weight glue that my tyre fitter did not remove. Not to worry, this is not a hard job, but it can be time consuming.

You will need to use a glue remover and a normal microfibre cloth to work over the area. Eventually you will have it all removed, and the area underneath left free from glue.

TIP: Goof Off is a corrosive liquid. It can damage your skin, so be sure to wear a pair of gloves that will do the job of protecting your skin.



Goof Off is Acetone. You might also know this as Nail Polish Remover. The can I use was bought from Bunnings and comes either as a spray or squirt on liquid. Do take CARE, as it is a harmful chemical. You MUST Wear Latex Free Gloves.




Goof Off. Use to remove the Wheel Weight Glue.

Here is how to eliminate wheel weight glue:

1. Spray Goof Off onto the area in need of cleaning.
2. Allow it to dwell for 30 seconds.
3. Spray some Goof Off onto a microfibre cloth.
4. Gently use a gloved finger to work the cloth on a section of the glue at a time.
5. Spray area, and cloth, and continue to rub away.

Here you can see the gradual removal of the wheel weight glue from the rim. Keep spraying and work steadily from one end to the other. Mine took about 10 minutes to remove completely. That glue is tuff!



Wheel weight glue removed with Goof Off.

Now, with the interior of the rim decontaminated, and any wheel weight glue removed, it's time to give a final inspection.

Run your hand around the interior. If you feel any gritty areas that seem to have a sharp raised surface then that is likely to be dried tar or embedded contaminants. Goof Off, or Bowden's Ta Ta Tar, will be used with a microfibre cloth to dampen the area and gently rub to remove these spots. Eventually you will have an interior surface that is completely clean and free from contamination.

Preparing the surface for protection

The final step in preparation for protection is smoothing the surface and removing any residual product from previous treatments. Wax and sealants may NOT be removed with what we have already done. So, in this last step we use Bowden's Cleanse and Restore to remove any previously applied wax, protectants and sealants. If your rims are ceramic coated then use Flash Prep instead.

Paint Cleanse and Restore

Now, Paint Cleanse and Restore is NOT a polish. It will not remove a layer of paint in order to restore shine. Rather, it will perform the same type of deep cleaning as is done by Flash Prep. However, it is also going to bring back the lustre of your paintwork as if it was new. If your paintwork is dull, then this is the product to use and NOT Flash Prep, as that product is not designed to restore lustre to tired paintwork. Paint Cleanse and Restore removes the same array of waxes, etc., as well as oxidation, dull spots, minor imperfections and gives a smooth finish ready for wax, and final protection, to be reapplied.



Use Paint Cleanse and Restore before protection.

Here is how to use Paint Cleanse and Restore:

1. Work on your rim in the shade and away from sunlight and dusty wind.
2. Select a quarter of the rim, then spread Paint Cleanse and Restore onto your applicator pad. Spread this around the pad with your finger to give an even coverage.
3. Work in straight lines along the rim, then work back in straight lines across – so North/South then East / West. This ensures all areas have been cleaned. You will see a light haze.
4. Grab your dry Big Blue Softie and, with its short pile side, immediately remove the hazing Cleanse and Restore. Rub in straight lines.
5. Now, get another dry Big Blue Softie and perform a final buff with the long pile side.
6. As Paint Cleanse and Restore is a thick product there may be some areas where the haze was not completely removed with the first pass.
7. Remove this with the short pile side of your first cloth. If it still does not move, then gently wipe over the area with your still damp applicator pad. This re-moistens the surface enabling it to be easily removed with the short pile side of your Big Blue Softie.
8. When successfully removed, perform a final buff with the long pile side of your second cloth.
9. Move to the next section of your rim and repeat steps 2 to 5 until all of one side of the rim is done.
10. Turn your rim over and repeat this process on the other side – inside or outside of the rim. DONE!

You are now ready to add protection . . .

The Techniques: Rim Protection

Stage 2: Application of protection

It's time to apply protection to the rims and tyres.

We want the rims to shine and have great anti-static properties to help prevent them from accumulating brake contaminants and general dust. As a bonus here, I'll explain how to minimize any light scratches on the rims before we apply the sealant coatings.

The Tools – Rim Protection

Here are the tools you are likely to use.



The Tools for rim protection.

The Tools – Rim rejuvenation and protection.

1. Gloves to protect your hands.
2. Restore Colour - add Color Magic Wax to restore colour and add shine to painted rims.
3. Hide Scratches - add a Glaze to fill scratches, level the surface and add amazing shine.
4. Add Protection (1) - Fully Slick adds an anti-static layer to help repel contaminants.
5. Add Protection (2) - After Glow adds shine and a top coating sealant.
6. Add Tyre Sheen as a final dressing step to the INSIDE and later, the OUTSIDE of the tyre.
7. Applicator pads for applying protection products.
8. Big Blue Softies and Drop Bear microfibres to remove products and perform a final buffing.

The Technique - Restore colour

Rims are subject to potential damage from dirt, brake dust, and chipping or scratching. Also, the inside of your rim may not have been painted as well as the exterior. Colour may be patchy and thin. This can be corrected with Turtle Wax Color Magic. It minimizes scratches by adding tinted colour dye embedded within the wax. It comes in many colours, but I guess most rims will be black. If you have chrome or grey use your favourite chrome wax or jump to the next step: How to Hide Scratches.

Use a damp foam, or microfibre applicator pad, to apply Turtle Wax Color Magic. I use Black. The embedded colour dye within the wax deposits into scratches and blends them into the colour of the rim. Work your way around the inside of the rim using a small circular action to embed this coloured carnauba wax into any small scratches. When a haze appears buff away with the long pile side of a Big Blue Softie.

Turn your rim over and repeat on the outside of the rim.
Ensure all haze is removed before turning the rim back over to the inside for the next step.



Load Applicator with Black Color Magic Wax.

CAR CARE Tools, Techniques & Tips

Episode 15 - Deep Cleaning Rims

The Technique - How to hide scratches

I have recently started using a glaze and I have found it fabulous. Its ability to add an intense shine, and to eliminate fine scratches, is amazing.

Whatever colour, or metal your rims are made from, it will give them added character and a simply brilliant, glowing shine.



I use Mothers California Gold Micro-Polishing Glaze Step 2. It contains a super-fine polish that further improves the paint surface by leveling it to minimize scratches. At the same time, it fills and hides minor swirls and defects, hiding unsightly imperfections. Micro-Polishing Glaze is key to giving both light, and dark colours, the perfect finish. You can also use it to enhance your car's paintwork. But do NOT use it on a Ceramic Coat.

Use a foam, or microfibre, applicator pad, to apply Mothers California Gold Glaze. Spread evenly over one portion of the area being treated. Use a circular motion, gently massaging the glaze into the surface. It will dry to a haze in about 30 seconds.

Buff off gently with the long pile side of a Big Blue Softie or a Drop Bear microfibre cloth until the surface is clear of the wax. A second coat can add extra wax protection and helps to hide scratches even more, although I have found this not to be absolutely necessary. As my rims were in a reasonable condition anyway, I only applied one coat of Glaze. Continue to the next portion of your rim and repeat the application and removal process.

Once the inside has had the Glaze treatment check to see that there is no residual haze that may have developed. If so, simply buff it away. Once you are happy, turn your rim over and perform the Glaze treatment on the outside painted areas of the rim. Ensure all haze is removed before turning the rim back over to the inside for the next step.

The Technique - Add Protection (1) Fully Slick

Bowden's Fully Slick will add a really smooth finish to the surface of the paint. It has the added benefit of applying a layer of UV protection. This means your paint will be less likely to fade.

Start by spraying Fully Slick onto the short pile side of a Big Blue Softie, and use that to spread it over the interior of the rim. Do NOT spray it onto the surface otherwise you will end up using too much product. In the next image I am spraying it onto the non-plush, or short pile side, of a Big Softie.



Apply Fully Slick using a Big Blue Softie.

Working in straight lines, spread Fully Slick over the area. As soon as you have applied Fully Slick remove it by buffing with a Drop Bear microfibre. Do not allow Fully Slick to dry, as this will make removal harder. I prefer to use a Drop Bear due to its deeper pile and greater absorbency that comes from its higher polyamide percentage. The deeper pile helps buff into the many crevices you may come across on a rim - on both the inside and outside.

The UV protection of Fully Slick increases with further coats. If you were protecting your rims for the first time in a while then I would recommend using up to 3 coats. Remember to wait 1 hour between coats of Fully Slick to give each the necessary time to cure. If you rush, you will be removing the previous layer rather than adding to it! It will not have had enough time to cure and harden. With great paintwork one coat is sufficient. Either way, wait an hour before applying the final layer of protection - After Glow.

Turn your rim over and repeat on the outside painted areas of your rim. Once treated, turn the rim back over to the inside for the next step.

The Technique - Add Protection (2) After Glow

Bowden's After Glow will add a protective sealant on top of the wax and Fully Slick. After Glow adds a shine, gloss and strong antistatic protection, that seals the surface and enhances hydrophobicity.

Use a dampened Big Blue Softie. Spray your cloth with about 6 to 8 sprays of After Glow.

Now, gently wipe your cloth around all areas of the interior of your rim. This leaves a slight mist on the surface. Once applied, a light haze will appear after about 30 seconds. Buff the haze away with a Drop Bear microfibre. Don't leave it on too long otherwise it can be more difficult to remove.

If you notice smears on the rim then buff again, or it means the cloth is not totally dry. Time to use another Drop Bear that is completely dry.

Turn your rim over and repeat on the outside of the rim. Ensure all haze is removed before turning the rim back over to the inside for the next step.

If your rims have not had this treatment for a about three

months its worth applying a second coat of After Glow. Once you've applied, and buffed away the first coat, wait 15 minutes for it to cure then apply and buff away this second coat for a maximum seal and anti-static protection. Repeat on the outside of the rim. These two coats will protect the underlying protective layers for up to three months. As After Glow is a synthetic product it provides longer protection to the other organic wax layers applied.

The Technique - Adding Tyre Sheen

Time to add a final dressing to the INSIDE then OUTSIDE of the tyre itself.

We want the tyres to compliment your beautifully clean and shiny rims. My approach is to have the tyre look like it has just come from the assembly line. The walls, and the tread, have a consistent, clean and dry sheen - on the inside and outside. This is our chance to add tyre sheen to the INSIDE of the tyre - facing in towards the engine not just the outside.



Inside of tyre should be treated with protection.

Tyres can become grey, dry and prone to cracking if left untreated. I spied a car in a car yard and saw the inside of the tyre - grey, dry and lacking UV protection. Tyres need their lost oils replaced, and UV protection applied, to prevent breakdown.

Applying Tyre Sheen

We'll apply some Bowden's Tyre Sheen, or your chosen product. Bowden's is easy to apply with an applicator as it goes on freely and dries very quickly. It replenishes the rubber with enriching oils to protect and preserve, adds UV protection to stop cracking, and lasts a long time over many washes. It's water resistant properties help keep the tyres cleaner for longer. It removes browning on all tyres that have not been properly cared for, and will not harm any finishes - chrome, metal, paint, or white walls.

Apply Tyre Sheen

Use an applicator or a Bowden's Muffy sponge. Spray 3 to 4 squirts onto your applicator then run this around the inside wall of the tyre. It will go on very easily. The Muffy has a high pile so will allow the Tyre Sheen to be deposited into the fine, and deeper, grooves on your tyre. It may look wet but it dries quickly to a sheen finish. Re-spray sponge if needed.



Applying Tyre Sheen.

If the inside of your tyres have not had this treatment, or it was over three months ago, it's worth applying a second coat of Tyre Sheen. I would wait about 5 minutes for the first coat to soak in, and dry to a dull sheen, then apply the second coat for maximum protection.

You might be tempted to turn your tyre over and repeat on the outside of the tyre. But take care! Doing so could mark the inside of the tyre as it is laid down on the ground. I prefer to wait until the tyre has been remounted onto the car before I apply the Tyre Sheen to the OUTSIDE of the tyre. That way the inside stays clean and I am less likely to mar the surface of the tyre by my handling of it during the remounting stage.

So, once the tyre is remounted, repeat the Tyre Sheen application process on the OUTSIDE of the tyre. This application of Tyre Sheen will protect the tyre for up to three months.

If you accidentally spread some of the Tyre Sheen onto your rim you can use a damp, normal microfibre cloth to just wipe it away - very gently.

Now, it's time to repeat the cleaning and protection processes to all remaining rims! Job Done!



Rim after a deep clean and protection added.



WHEREVER YOU SEE MOTORING ENTHUSIASTS YOU'LL SEE SHANNONS

For almost 30 years Shannons have actively supported the car club movement across Australia, attending around 800 events each year. The Shannons Super Rig has travelled thousands of kilometres and attended a multitude of events across Australia.

No other insurance company is committed to, or appreciates the passion, that motoring enthusiasts have for their special vehicles.

Today, Shannons is the insurer of choice for motoring enthusiasts across Australia, providing innovative and flexible insurance options. You can even pay your premium monthly at no additional cost.

So call Shannons for a 🏍️ 🚗 🏠 quote on **13 46 46**.



SHARE THE PASSION

INSURANCE FOR MOTORING ENTHUSIASTS | CALL 13 46 46 FOR A QUOTE | SHANNONS.COM.AU

Shannons Pty Limited ABN 91 099 692 636 is an authorised representative of AAI Limited ABN 48 005 297 807, the product issuer. Read the Product Disclosure Statement before buying this insurance. Contact us for a copy.

CAR CARE Tools, Techniques & Tips

Episode 15 - Deep Cleaning Rims



The Tips - Deep Cleaning Rims

1. Park car where it can be jacked up for rim removal and where it can remain safe.
2. Remove first rim and wash both it, and the tyre, with Bowden's Auto Body Wash then dry it.
3. Use Bowden's Three Way with a Claying Rubber to remove embedded contaminants from the rim and use a brush on the tyre.
4. Rinse carefully, and thoroughly, with a strong flow of water.
5. Wash rim and tyre again with Auto Body Wash.
6. Rinse and dry the rim and tyre.
7. Use Goof Off to remove any weight glue.
8. Use Bowden's Cleanse and Restore to deep clean, remove protectants and oxidation, and smooth the painted surface of the rim.
9. Use Color Magic Wax to restore colour.
10. Use Mothers California Gold Glaze to hide scratches and smooth the painted surface.
11. Apply Bowden's Fully Slick to add a smooth anti-static layer of protection.
12. Apply Bowden's After Glow for a shine and sealant to underlying wax.
13. Apply Bowden's Tyre Sheen and remount rim.

What's up next?

Think you are finished with the wheels? It's time to get down and dirty - again. In my next article, I'll help you tackle another really dirty job when I write about "Wheel Arch Rejuvenation".

Happy Cleaning!

BONUS SECTION

BONUS #11

Start young - get them for life



My grandson, Archie, lives in California with my son Edward, his mum Jannis and newborn sister, Lilah. Edward collects and restores Mercedes from the 1960s and 1980s.

Well, Archie, now 2 years old, also has a Mercedes, and it's all electric!

Archie has his own tool set - plastic of course, and watches his dad working on his cars and has picked up on what to do.

Check the photos here to see how he cares for his electric Mercedes.

He'll show it at the next car show in South Oceanside!



All done - Good Job!

It's a cool car indeed. Check these features: Padded seat with secure seat belt; swing-open doors & safety locks; electronic dash controls; push-button start & engine sound; high and low speed; forward and reverse gears; working foot accelerator; MP3 music function; multi-function steering wheel with music controls; LED headlights all round; a horn; manual or remote control operation (for parents); and rechargeable 12v 4.5Ah battery & Twin 15W motors.

NOW, here is your chance - send in your pictures of kids and their cars. Tell us their story.

Share the excitement and see them in print!



Suspensionpartsonline.com.au



BORLA
EXHAUST



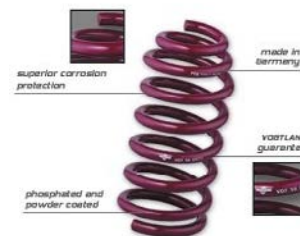
We stock and sell BORLA exhaust systems. Axle Back and Full Cat Back Systems # No 1 in the USA



We stock and sell Project 6GR wheels. Flow Forged to suit your S197 and S550 with perfect fit.



VOGTLAND®



We stock and sell the VOGTLAND range of Lowering Springs and CoilOver Kits for your S197 and S550



ARH
American Racing Headers



We stock and sell the NEW RHD American Racing Headers made in the USA to suit your S550 GT 5.0



MP CONCEPTS



MP Concepts GT350 Nose kits, Side Scoops, Window Louvres, Blank Rear Deck Lids, Quad Tip Valance etc

Service and Advice - Suspensionpartsonline.com.au is your #1 Mustang S550 source.

Unit 5 /188 Chesterville Road, Moorabbin, Victoria. 3189 Ph 03 9553 6915

Lane 88 Auto Museum VIP Open Day

Daniel De Bono



MOCA VIC Members were invited to the Lane 88 Auto Museum VIP Open Day early June.

Lane 88 Auto

Museum is a small private collection of vehicles owned by John "JD" and Margaret Dymond. The collection has been accumulated over many years and was inspired by JD's own mechanical interest, and his love of classic cars and historic motor racing.



In memory of Kevin & Josie Musgrave

Boss Auto Parts & Mustang World
Paul Shervington MOCA WA



Some great memories over the years with Kevin and Josie in this collection of photos from years past.

Kevin was inspiring, clever and witty. To travel with him was a great experience, well organised, a thinker and there was always plenty of laughs and a few beers at the end of the day.

Vince my father and I travelled with Kevin to the USA for the Mustang Club of America Anniversary shows. A real highlight to attend these events every five years. We also went to the Long beach, Pomona swap meets and Mustang parts shops. Locating cars and parts while there.

The Australian events were also memorable. The annual Victorian State Mustang & Shelby Concours and Roundup, Mustang National Concours shows at Easter in different states.

In the late 1980's while I was still a young apprentice mechanic I had the opportunity to do some work on a 1965 Mustang Fastback that had been shipped into Fremantle W.A for Kevin.

Being a mechanic himself Kevin had Snap On tools: the best you could get. I remember changing the rear shock absorbers on the car. Kevin gave me a Snap On 3/8 drive ratchet. At a young age that was a great gift to receive from him.

In 1997 I wanted another Fastback and Kevin located a 1966 K Code Fastback at the Pomona Swap Meet in May while he was there. Kevin sent a fax and made a call and the deal was done with the owner for me.

I was very pleased he had located this Mustang for me. Vince went over to the USA in late June and the car was shipped to Melbourne then Perth.


In 1999 at the 35th Mustang Anniversary in Charlotte NC, Kevin recommended that I went on the International Concours Judging Team for a day at the Charlotte Motor Speedway

A memorable experience talking to American enthusiasts and assisting in judging cars in the concours.

I was also a state delegate and assisted over the years at the state Victorian Concours and Australian National Concours shows.

I completed a concours restoration on the K Code Fastback that Kevin located for me in 1997 after five years. The car won a Thoroughbred Gold Award in 2013 National Concours Joondalup W.A.

It was also a cover car for Mustang Monthly magazine in December 2014. I still own the car today.



1989 Knotts Berry Farm 25th Mustang Anniversary

1989 was the first event we attended together in the USA at Knott's Berry Farm in California Ford Mustang Silver 25th Anniversary



Vince, Paul, Robin Bath from Queensland Mustang Auto Parts and Kevin at a dinner in California. Kevin, Vince and Robin formed KVR Reproductions in the 1980's reproducing parts together.

1992 National Mustang Concours Fremantle W.A.

I entered my first Mustang I had restored - a Signal Flare Red 1966 GT Coupe.



Kevin watching over Paul's acceptance speech. This was before the new format of gold, silver and bronze and thoroughbred awards.

1994 Mustang 30th Anniversary Charlotte NC

Invite to Evening with Ford. Kevin arranged the tickets for us to attend this special event. The Ford business executives did a presentation launch video of the Mustang over 30 years.

They also acknowledged everyone who attended for the anniversary celebration. Kevin would always bring Mustang related gifts he had made up from Australia to give to Ford executives.



Kevin presenting Alex Trotman (dec) Ford Motor Company CEO 1993 - 1998 a wooden map of Australia plaque with Club Emblems noting where the Mustang clubs were in Australia.

His theory was to let everyone know that the Ford Mustang was very popular Down Under and the wooden map of Australia plaque was a unique gift. If you were given that you certainly wouldn't forget it!



Photo 406 Vince, Paul with Alex Trotman (dec) Ford Motor Company CEO 1993-1998

In memory of Kevin & Josie Musgrave

Boss Auto Parts & Mustang World (continued)

1995 Victorian State Concours & Round Up



Vince & Kevin on the trade stand.



Paul, Steve Saleen & Kevin.
Note: Pen in hand for the autographs and the Mustang Ties make another appearance.

1997 National Mustang Concours Bunbury W.A.



Presentation Dinner Vince, Kevin & Paul.
Note: The Mustang Tie Kevin was wearing was a popular item back then.



Group photo taken at Charlotte Motor Speedway.
Some familiar faces there.
Front row is Vince with Paul standing behind him.
Kevin is holding the MOCA Logo magnet.
Kevin would drive around with this on the side of the hire car to let everyone know we were from Australia.

1999 Mustang 35th Anniversary Charlotte NC

Evening with Ford. Once again Kevin arranged the tickets for us to attend this special event.

There was a launch video of the Mustang over 35 years. They also acknowledged Mustang enthusiasts who attended the event from all over the world.



Vince, Ford CEO & Kevin presenting Ford CEO with an Aluminium Plaque Dish from Australia.
A gift from the MOCA.

2003 National Mustang Concours Penrith NSW



Presentation dinner night Paul, Josie, Vince & Kevin



MAY 2022 CLUB MEETING

Wednesday 18th May 2022
Moonee Valley Complex, Moonee Ponds



Mustang

Meeting opened 8:23pm by the President, Mr Ian Collins.

APOLOGIES per sign on book

Jan THIEDMAN, Ron MINOGUE, Andy SHUGG, Nic MADITIANOS, Steve BAIRD, Ian BLUME, Angela WILLIAMS, Tony FABLE, Dave GOBLE, Dave GEDDES, Geoff GRACE,

Special welcome to Peter SHEAHAN,

Frank THOMPSON & Warwick DOWSLEY (Life members).

MINUTES OF PREVIOUS MEETING: Ian Collins

The Minutes of the previous meeting held in April 2022 were read and confirmed.

Moved: B.JAMES Seconded: L.AVELLINO

TREASURERS REPORT: Adam Richmond

TOTAL FUNDS AVAILABLE - APRIL 2022 \$295,013.53

Mov. N.BROWN. Sec. P.BUTLER

SECRETARY'S REPORT

April to May 2022 correspondence.

M.TINSON	Membership and CPS enquiry.
G.LUCAS	CPS with another club
B.JAMES	Aus/ Motorsport Appl. Return
C.OPIE	CPS renewal enquiry
R.MALABI	New membership enquiry
M.TINSON	New CPS enquiry
J.COLEMAN	QLD committee info
N.MAY	Ex members wanting to sell parts on website
K.SANDERS	CPS renewal enquiry
R.WIATROWSKI	'73 Mach1 for sale/ files and pics forwarded
C.FALSO	Minutes for April needed for current print.
G.HARDEMAN	New membership enquiry
K.CHALLIS	Membership renewal
J.WATSS	CPS availability
B.STEPHENS	Update on new address
K.KLADOS	New CPS enquiry

SENT

All returned email files

CPS officers Update of VicRoads process with VIN numbers now required on imported vehicles and updated VicRoads forms. Scrutineers now to include on front record sheet.

D.C Club Database
All CPS vehicles update to members.

L.A Club website updated re: CPS updates.

NEW MEMBERS

3632	TINSON MATHEW	68	CONVERT	RED
3633	PACE STEVEN	66		BLACK
3634	WOOD PAUL	21	GT	BLACK
3635	SMITH PETER	19	BULLITT	GREEN
3636	MALARBI ROSS	65		HONEY GOLD
3637	WATKINS MARIANN	20	GT	MAGNETIC GREY
3638	FRAWLEY TIM	66	COUPE	RED
3639	VERHEY COREY	66	CONVERT	GREY
		16	CONV	
3640	ABAS DAVID	19	FN	RED
3641	WILLETT JIM	21	GT	RED
3642	CINCERA PETER	18	FN F/B GT	RED
3643	WILSON CRAIG	17	FM COUPE	SILVER

Membership Current as at 8/5/2022 1029

BULLETIN: Colin Falso

The new magazine has been completed and is at the printers then soon to go out.

Members were reminded that they don't need to wait for deadlines to send it articles.

SOCIAL: Tony Borg

Events Since Last Meeting

16 April 2022, Saturday, celebrating the 58th anniversary of the First Production Mustang.

Around 50 cars attended throughout the day, entertained by Ken's Tree Amigos, breakfast, lunch and coffee was provided by our friend Harris of Axxess Café.

24 April 2022, Sunday, Kerang Car Show

No report on this event.

Sunday 8th of May 2022, "Dog and Pony Day"

Dogs being the 4 legged variety and Pony's being the 4 wheel variety

8 cars were displayed at this event, despite the weather and being mother's day? Those in attendance had a nice day.



Upcoming/planned events

Sunday 29 May 2022,

Come along, display your steed and catch up with your fellow club members at LORBEK Luxury Cars car park.

The club trailer will be there, serving breakfast from 9am and the usual lunch time fare from noon.

Please ensure you indicate your attendance by clicking on the club app or contact Tony on 0411 406 760. You don't want to miss out on a feed?

And.....Don't forget to wear your club Lanyard.

Be there from 0830.

Enquiries, contact Tony on 0411 406 760

Saturday 28 and Sunday 29 May 2022, Winton Historics

45th Historic Winton 2022

Winton Raceway, Huntley St, Winton, VIC 3673, Australia

Saturday 28 May 2022 from 8:30am-5:30pm

Sunday 29 May 2022 from 8:30am-5:30pm

Gates Open 8am Daily

MOCA Vic is once again proud to sponsor this event.

The club has an allocation of tickets for this event, if interested you must contact Tony on 0411 406 760 to secure your ticket.

Future Events, Dates to keep in mind

Motorclassica	7 to 9 October 2022
Geelong Revival	5, 26 and 27 Nov 2022
Echuca Weekend	Nov 4, 5, and 6 Nov 2022

Tony introduced a new member to the meeting

John with a '65 Coupe

He was also welcomed to his first meeting by the membership.

GUEST SPEAKERS: Introduced by Joe Borg

Guy ALLEN, Mark HIGGINS & Phil WALKER

All from Unique Cars magazine.

Guy who runs Unique Cars magazine spoke briefly about how they all got into the industry and having different backgrounds.

He started in 1985 having a big interest in cars, bikes and boats. He explained that the business had grown and that the current issue had 210 pages and usual sale publication editions were up to 140,000. Each featured car having its own story.

Mark spoke about how he was a third generation car dealership worker and his relationship to Ford. At 14 years old he worked for Allan MOFFAT sweeping floors and presented some stories from the day. He had a race suit of Allan's that he passed around to the membership to have a look at.

He explained some of his history with cars and working for Drive TV and writing in magazines and with Honda Public Relations. He had worked with Unique Cars for 65 issues and when asked what was his silliest car, told the story of a Morris Oxford that he had purchased.

Phil then spoke of his history working for ANSETT for 35 years and then working for the magazine since 1996. He claimed that the best part of his job was being able to visit garages of car owners and having their trust.

He has a love of Mustangs and told some stories including seeing the new Gen 3 race engine. He confidently assured the meeting that "you'll never lose money on a Mustang". Phil had been a MOCA Vic member and owned many cars. His silliest car was a Fiat Bambino.

Ian thanked the boys for a great magazine and for sharing their history and knowledge.

ROUND UP: Adam Richmond

Adam reinforced that the Round Up will be on the 23rd of October, 2022 which would include a Concours and Show N Shine. The feature of this show will be the 2001, 2002 and 2003 Tickford Mustang.

The dinner will be held that night at Richmond.

The membership was reminded of the Member of the Year Awards and Life Membership.



SHELBY REGISTRY UPDATE: Craig McKenzie

Craig explained that the National MOCA body has announced a new Shelby registry to be attached to their site.

Any ownership of any type of Shelby in Australia would be able to log on and record their ownership and the vehicles details for future recording Further details will follow from the club.

GENERAL BUSINESS

B.JAMES Announced to the meeting that the application that he had submitted to Motorsport Australia in conjunction with the Victorian Government had been approved as part of their club funding program that could be used for club needed items and training.

Brian explained that Daniel at Motorsport Australia was very helpful with our submission in which we received the result in March.

With this funding the club is purchasing car boot sized marquees (20 dues to the current ones only being able to fit into the club trailer.



New equipment also includes parking aids/defibrillators/more 2 way radios/and First Aid kits.

Other clubs had also benefited such as the MG Car Club of \$200K if they could match the figure.

I.COLLINS Ian announced that as part of equipment being provided by the club that the current defibrillators would be controlled by Bendigo and Tasmania crews.

Ian also thanked Bruce ROSCROE for his assistance with current club clothing.

W.DOWSLEY Thanked Mr PRESIDENT with his work.

BOSS REGISTRY: Andre Stoffers

Andre reminded the membership of the new Boss registry and that a well-known Boss 429 belonging to S.NEWMAN within the club was for sale @ \$550 K.

RAFFLES: By brothers Tony & Joe Borg

Door prize 1:18 Mustang model went to Bob REDWOOD.

Various winners of the new raffle prizes. Tickets sold prior to start of meeting.

Mug of the month went to Daniel RANETTA.

Lucky Members Draw - May \$1500.00

Sorry, but member 272, Craig GEESON was not at the meeting and not able to claim the prize.

Remember: You need to be in attendance to win it.

Next meeting's value moves to \$1600.00.

I.COLLINS reminded the membership that next month's general meeting would be nominations called for the committee.

MEETING CLOSED:

9.43 pm Minutes recorded by C.McKENZIE

NEXT MEETING

Wednesday the 15th of June, 2022 at Moonee Valley.

Members should sign the MOCA attendance book to be eligible for prizes.

JUNE 2022 CLUB MEETING

Wednesday 15th June 2022
Moonee Valley Complex, Moonee Ponds



Meeting opened 8:17pm by the President, Mr Ian Collins.

APOLOGIES per sign on book

Dave GEDDES, Jan THIEDMAN, Nic & Kaye DUYVESTYN, Andy SHUGG, Nic Jeremy LANES, Ian BLUME, Roger & Angela WILLIAMS, Bob REDWOOD, Geoff GRACE.

MINUTES OF PREVIOUS MEETING: Ian Collins

The Minutes of the previous meeting held in May 2022 were read and confirmed.

Moved: U.SCHAAK Seconded: R.CAMPBELL

TREASURERS REPORT: Adam Richmond

TOTAL FUNDS AVAILABLE - MAY 2022 **\$306,433.10**

*figures subject to audit

Mov. U.SCHAAK. Sec. R.CAMPBELL

SECRETARY'S REPORT: Craig McKenzie

May to June 2022 correspondence.

R.WIATROWSKI 73 Mach1 for sale/ deposit paid Sold
P.EDWARDS Vehicle update for database
Committee Christmas in July
Aus. Motorsport G.R Women's leadership program
AOMC I.R Thanks/ Committee return
B.KOYBSI Dept. of Sport & Rec Allowance to notify.
B.J/Com

W.WYDEMAN Better pricing on Sidchrome offer available
QLD MOCA QLD Magazine online
B.O'SHEA Looking for Mustang servicing E/Sub
B.Mc MILLAN Membership enq.
Aust. Motorsport G.R Thankyou for thanks by club
P.WELCH Looking for paid car storage S/E Sub
K.KLADOS Parts to sell on website
AOMC Contact re site
D.SMILLIE (Non MOCA) Seeking white 60's f/back or conv. Mustang
for wedding at Lilydale 18/11/22./ Advice to
forum.

M.WILSON Membership enquiry
Committee Meeting at Amora Hotel
P.LUMLEY CPS inspection
M.MUGGRIDGE MOCA WA looking for 2001 Cobra
convertible sold at auction and also seeking
parts from membership.

D.BRITTNELL Needs MOCA Vic sticker for windscreen
R.HARTLEY CPS inspection
C.GREEN (TAS) Not renewing due to COVID in TAS
Ret/I.C

V.LONCARIC Membership renewal
T.FITZPATRICK Awaiting membership lanyard
A.VERROCCHI Membership renewal

SENT

All returned email files

D.C Club Database.
All CPS vehicles update to members.

W.W Email or magazine offer
Motorsports Aust Thank you for accepting funding proposal

Vic Gov Thank you for accepting funding proposal

E Monthly mail out/ reminders for
membership renewals

NEW MEMBERS

3644 KEMPTON JOHN	65	COUPE	BLACK
3645 RHODES CHRIS	16		GREY
3646 HARRIS TIM	66	COUPE	SILVER
3647 HUTCHINSON RUSSELL	70	BOSS 302	GRABBER ORANGE

Membership Current as at 8/5/2022 **1032.**

CLUB PERMITS

Bob REDWOOD Authorisation sheet signed & returned.

Ron CAMPBELL Returned at meeting/ camera awaiting
resolution/ charger.

Membership Current as at 8/5/2022 **1029**

New Club keyrings are available for \$10 each to be purchased from Lynda at the back of the room after the meeting. Each one purchased will be engraved with your membership number so that if it is lost, it can be returned to you via the PO Box number on the back and your identity or that of your car is not visible to the finder. These were previously send out to new members but stopped for awhile but the club has decided that new members now get them as part of their member's introduction package. Members that missed during this period are open to purchase. Davina COLLINS will need to be contacted on future expected purchases, so that the engraver can be bought to that meeting during the purchase of the keyring from Lynda.

WELFARE: Ian Collins

Ian explained that Geoff GRACE hasn't really been able to show any improvement especially through Covid. Dave GEDDES is improving and will be at the next meeting. There has been no change with Bill CANT. Our thoughts are with each of these club members.

BULLETIN: Colin Falso

The new magazine has been delivered He has already started working on the next one. If you do send an article in either through email or normal post, can you follow up to make sure that it has been received please.

I.COLLINS reminded everyone that he clears the post box twice a week and knowing the post office sometimes things go into the wrong box and then not returned to us.

SOCIAL: Tony Borg

Events Since Last Meeting

Sunday 29 May 2022

LORBEEK Luxury Cars car park, Brekky, Lunch get together.

51 Cars were displayed throughout the day, thanks to those who helped out with Breakfast and Lunch.

Saturday 28 and Sunday 29 May 2022, Winton Historics

45th Historic Winton 2022

Winton Raceway, Huntley St, Winton, VIC 3673, Australia

Weather was excellent although the crowd was down from previous years. 6 Club cars were displayed at the event.

The club once again sponsored one of the races, this time the S class races.

Upcoming/planned events

Saturday 9th of July, Christmas in July

Come along and enjoy a great evening, entertained by Kenny and his band the Tree Amigos, feast on a fantastic spread provided by Sonja our chef from the Central Club Hotel, and don't forget the now famous trivia quiz provided by yours truly. Heaps of prizes, raffles and auctions, the proceeds of which go to the clubs charity account.

A cover charge of \$50 a head for members, (\$70 for non members) applies, which gives you Dinner and sweets and all the fun you can handle, drinks at bar prices.

Dress for the night is Semi Formal, so come along and show of your threads, and don't forget your dance shoes.

The fun starts at 6:30pm.

So.....want to come along.....here's what you have to do.

Call/text Tony on 0411 406 760 to register, then call Davina on 0405 410 253 to pay.

Future Events, Dates to keep in mind

Lane 88 Auto Museum Grand Opening VIP event 18 June 2022

Showcars of Melbourne Fathers Day Acland Street Display, 4 September 2022. \$30 car

Motorclassics 7 to 9 October 2022

Geelong Revival 25, 26 and 27 Nov 2022

Echuca Weekend Nov 4, 5, and 6 Nov 2022

Tony introduced new members to the meeting

Barry & Mary	2017	Fastback
Rocky	'66	Red Coupe
Mary Anne	2020	GT
Sam	'70	Sportsroof

They were all welcomed to their first meeting by the membership.

MUSTANG MOTORSPORT: Craig Dean

Craig explained that there was a good increase on the demand of Roush & RTO's. Cars being supplied were coming in slowly. One of his problems where the CAT Converters making it hard with emission standards with supercharged cars and still making them comply.

The USA didn't have the same standards and weren't as strict.

A large number of wide body Mustangs were being produced and Craig now has a spray booth fitted at the factory. These areas he is hoping to showcase at the 60th anniversary and hold a show day for Shelbys and maybe even have the dyno available.

The previously run Track Day at Sandown was a great day out. There was mixture of weather throughout the day with no damage reported by any of the drivers involved.

He told a story of recently travelling down to Cape Otway during bad weather when he turned one bend and encountered a tree across the road. There was nothing other than him attempting to break in time to avoid too much damage to the roof and bonnet. The meeting was relieved when he revealed it was in a 4x4 and not the Mustang that was damaged.

ROUND UP: Adam Richmond

Adam reinforced that the Round Up will be on the 23rd of October, 2022 which would include a Concours and Show N Shine and it was announced that the location would be tried as a joint event being the All American Car Show & Mustang Round Up at Caribbean Park on Ferntree Gully Rd, Scoresby.

We will have our own display area and all club members were encouraged to attend with their cars. Entry via the Mustang entry and displaying of your car is only \$5 compared to the full price of \$15 a head at the AOMC entrance. The Mustang area can easily accommodate 500-600 Mustangs. Apart from also having access to the AOMC show, there is also a Farmers & Antiques Market area.

This is expected to be a very huge day for the club. The normal qualifying for concours vehicles has been dropped due to the Covid restrictions. Further enquires should be directed to Adam.

Mustang Motorsport will have there own large display similar to what happened at Dandenong.

The membership was reminded of the Member of the year, country member award and Life Membership applications to be forwarded in through the secretary.

Ian reminded everyone that this type of event will be the way of the future and it will be easier for club members to see the rest of the show by the AOMC. Mustangs must enter through the Mustang gate or you will be charged AOMC prices.

BOSS REGISTRY UPDATE: Andre Stoffers

Andre explained that Boss Mustangs were selling very quickly on the market and becoming more collectable. He asked is anyone knew of a 429 being available anywhere to contact him.

NOMINATIONS FOR COMMITTEE for 2022 to 2023

Craig McKENZIE (Macka) announced that he would be standing down from the committee and a few other roles that he had been conducting for quite a while now, including being on the committee for 10 years with 8 years as secretary.

He was resigning also his roles as the club's delegate at the AOMC (Association of Motoring Clubs) and as the Shelby Co-ordinator for the state and territories Shelby representatives and also the Victoria Shelby representative. He will still remain on as the Club Permit Scheme co-ordinator.

He was sorry but had to cut back on some of his commitments which he also has with other clubs.

Ian commended Craig on the work that he has done and that he would be hard to replace. The meeting then gave Craig a standing ovation to thank him for his work.

NOMINATIONS

Ian COLLINS nominated the current committee would like to carry on.

(all accepted nominations)

Moved by Ron MINOGUE Seconded by Wendy STOFFERS

Any other nominations were invited to the membership.

Craig McKENZIE nominated Shane COWMAN which was seconded by Barry BOLTON. (Accepted nomination)

Tony BORG nominated De COLLEGE which was seconded by Eva GEORGIADIS.

(Accepted nomination)

Craig McKENZIE nominated Tony BORG for the secretary position which was seconded by Brian JAMES. (Accepted nomination)

Finalisations will be held at the Annual General meeting next month.

GENERAL BUSINESS

T.BORG Announced that the Tasmania part of our club would be coming up for a few days of touring Victoria during their trip to the Nationals being held in South Australia next year. More info closer to the dates will be announced.

YEAR MEDALS

Ian presented Garry VARCOE with a 10 year membership badge.
Colin FALSO with a 30 year membership badge.

WANTED TO BUY, SWAP or SELL

I.COLLINS was looking for a '65 Fastback 'A' Code

A.STOFFERS was looking for a C10 4spd

RAFFLES By brothers Tony and Joe.

Door prize 1:18 Mustang model went to Rowdie McINTOSH.

Various winners of the new raffle prizes.

Tickets sold prior to start of meeting.

Mug of the month went to (3125) Wayne HENDERSON.

An auction was held for a miniature 1:32 collectable 1 of 490 boxed Shelby which was won by G.BELL. Thank you Craig DEAN of Mustang Motorsports for the donation.

Lucky Members Draw - June \$1600.00

Sorry, but member 2728, Adam McINNES was not at the meeting and not able to claim the prize.

Remember: You need to be in attendance to win it.

Next meeting's value moves to \$1700.00.

MEETING CLOSED:

9.15 pm Minutes recorded by C.McKENZIE

NEXT MEETING (including Annual General Meeting)

Wednesday the 20th of July, 2022 at Moonee Valley.

Members should sign the MOCA attendance book to be eligible for prizes.



JULY 2022 CLUB MEETING

Wednesday 20th July 2022
Moonee Valley Complex, Moonee Ponds



Meeting opened 8:17pm by the President, Mr Ian Collins.

APOLOGIES per sign on book

Shaun PROCTOR, Ron MINOGUE, Graham BELL, Nick and Kaye DYVESTYN, Glen SHORT, Dave GEDDES, Jan THIEDMAN, Andy SHUGG, Ian BLUME, Roger & Angela WILLIAMS, Bob REDWOOD, Geoff GRACE, Daniel ROMENETA.

MINUTES OF PREVIOUS MEETING: Ian Collins

The Minutes of the previous meeting held in June 2022 were read and confirmed.

Moved: Barry BOLTON Secoded: C.DEAN

TREASURERS REPORT: Adam Richmond

TOTAL FUNDS AVAILABLE - MAY 2022 **\$319,021.97**

*figures subject to audit

Mov. K.HARRISON. Sec. J.BORG



SECRETARY'S REPORT: Craig McKenzie

June to July 2022 correspondence.

L.SMITH	Membership renewal
A.DENTON	Change of address
R.WILSON	Having trouble paying membership from USA
N.DUYVESTYN	Apology for June meeting
A.Mc GUINESS	Article for "What's" On magazine Echuca
QLD MOCA	Online version of magazine
J.SCERRI NSW	Buying new engine & trying to confirm business
	Leading Choice Performance is legitimate business in Bayswater.
P.LUMLEY	CPS enquiry
P.VOSSOS	69 Mustang damaged transport from WA & looking for Mustang repairer in Melbourne.
R.BROWN	69 Mustang resto mod for sale /club website. \$160
B.DENNIS	CPS renewal enquiry
J.TAYLOR	Enquiry on event at Werribee/rides available?
R.STENT	Enquiry on members year badges.
K.SANDERS	CPS enquiry
S.HATTON	CPS enquiry/transfer from another club "Phoenix"
T.BRAIN	Membership enquiry
C.ROSSITER	Looking for 67/68 coupe as project car.
J.COLEMAN	Car sold \$44K
J.THIEDMAN	Received info re car buyer.
D.BELVEDERE	Membership enquiry
S.BENEDICT	CPS enquiry
MEMBERS	MANY THANKS FOR WORK DONE AS SECRETARY.
SENT	
C.FALSO	General meeting minutes for inclusion in magazine.
E	Monthly mail out/reminders for membership renewals

NEW MEMBERS

3648	TRIKILIS GEORGE	65		YELLOW
3649	FREND0 ROBERT	65	F/B	RED
		66	F/B	BLACK
3650	AHLING JOEL	65		WHITE
3651	BARBARA SAM	69	COUPE	BLACK
3652	PEVERILL MARY	17		YELLOW
3653	MCKERNAN CHRIS	17	CONVERT	RED

Membership Current as at 10/7/2022 1034.

WELFARE: Ian Collins

Dave GEDDES is improving and recovering well. A bit cold for THOMMO to be out tonight.

BULLETIN: Colin Falso

Colin explained that he is always needing input on articles etc. Any input would need to be done before September.

Colin was handed his Life Membership Badge and Kerri & Rob STENT received 10 year badges.

SOCIAL: Tony Borg

Events Since Last Meeting

Penrite Oil, Lane88 Museum Grand Opening Display Saturday 18th of June 2022

MOCA were invited to this exclusive opening of Lane 88 Museum, of vehicles owned by the founders of Penrite Oil. The club was represented by 22 of its member's vehicles along with numerous other cars from other clubs.

The Venue will certainly be used by MOCA for future events, located in Wantirna South

YTG Get together with Mustang Cruisers Victoria and Lunch Sunday 26 June 2022

A total of 45 cars, made up of a mix of MOCA and Mustang Cruisers members, attended the display at YTG located in Keysborough, attendees were able to view the vehicles on display and for sale.

Following the display 20 of those who attended gathered for lunch at the Sandown Park Hotel.

Werribee Mansion Display and Luncheon, with Mustang Cruisers Victoria 3 July 2022

MOCA members were invited along to this event arranged by the crew from Mustang Cruisers Victoria, a total of 44 cars were displayed in the picturesque gardens of the historic Werribee Mansion.

Kawarren's Echidna House Charity Market Cruise and Coffee 3 July 2022

Despite the threat of cold rainy weather, 12 club members attended this event in their steeds, with a short cruise from Geelong to the small township of Kawarren, located approx. 14klms south of Colac.

Once there the organisers ushered the vehicles to our display area adjacent to the small market. Club members were provided with a hot Beveridge as well as a lunch time feed. Organisers of this event have expressed their delight at our attendance which served the purpose of attracting visitors to the venue.

Christmas in July, Saturday the 9th of July 2022

A total of 61 members attended our annual celebration of Xmas in July, a fantastic meal, as always, was provided by Sonja and her team, with drinks available throughout the night.

Entertainment was provided by our own Kenny and his Tree Amigos, who once again ensured the dance floor was packed with club revellers. The Quiz was won by the Legendary Cruisers, with special mention to the Saints and Sinners who came in Last, well done Joe and his team.

Upcoming/planned events

Future Events, Dates to keep in mind

Winton Festival of Speed, August 6 & 7, tickets for this event have been requested, and once received the event will be advertised accordingly.

Showcars of Melbourne Father's Day Acland Street Display, 4 September 2022. We will once again display on O'Donnell Reserve, with 20 spots booked for the event.

Motorclassics 7 to 9 October 2022

Geelong Revival 25, 26 and 27 Nov 2022

Echuca Weekend Nov 4, 5, and 6 Nov 2022, as at Monday the 11th of July, we have 60 members attending the weekends festivities. Noting, the boat cruise portion of the Saturday luncheon is at capacity (50) although the lunch venue can still be attended by road, the remaining 10 members have all registered for the lunch.

The club welcomed it's latest member Oliver SPARROW. 2 months old.

Other new memberships were and attending Jim LEWIS

PRESIDENT'S MESSAGE: Ian Collins

Ian spoke of the latest event being the Christmas in July party and it being a great night out. Thankyous were to Tony BORG, Joe BORG, Sue BRODERICK, Mick and also Ken HARRISON with the band. Everyone he had spoken to were happy with the night.

8.53 pm MEETING SUSPENDED FOR ANNUAL A.G.M

I.C Previous minutes were read out.

Mov T.BORG Sec. B.BOLTON

A.R Financials for year

- 116 K for TAS trip

- 18.5 K Sponsorship, thanks to Brian JAMES

- 182K spent

- 41K profit

- 15K Magazine printing

- Donations \$1K to Beyond Blue/Prostate research/ Kids with Cancer.

- Some profit due to Covid and restrictions on events.

- TAS trip breaks even. Thanks to De and Neil for work.

General Business

I.COLLINS Craig McKENZIE resigning as Secretary/ AOMC delegate/ Shelby rep for Victoria and Australian delegate. 2 new nominated committee members.

B.BOLTON Explained constitution and that executive committee can allow up to 8 committee members which originally was restricted up to 7 Shane COWMAN and De COLLEDGE accepted.

Barry thanked Craig for his work in the committee. He remembered meeting Craig at the Austrlia Day show in January some 11 or 12 years ago and him being the first to welcome Barry into the club and shaking his hand.

I. COLLINS declared committee:

President	Ian COLLINS
Vice President	Joe BORG
Secretary	Tony BORG
Treasurer	Adam RICHMOND
Commitee	Rowdie Mc INTOSH
	Ken HARRISON
	Barry BOLTON
	Lino AVELLINO
	Sue BRODERICK
	Brian JAMES
	Shane COWMAN
	De COLLEDGE
State Shelby Representative	Brian JAMES
Australian Representative	Craig DEAN

9.03 pm MEETING CONTINUED

MUSTANG MOTOR SPORT: Craig Dean

Craig reminded the meeting of the 60th Shelby Anniversary coming up in which he was holding a coffee morning on the 22nd of October being the day before the Round Up. Members were asked to see him if they wished to show their Shelby at the display.

I.COLLINS reminded the membership how good his workshop is.

BOSS REGISTRY:Andre Stoffers

Andre explained that many Boss vehicles were being sold by word of mouth and not advertised. He had recently sold one sight unseen. Sam NEWMANS car was still for sale \$499 K and reminded those with Boss vehicles that there would be a display at the Round Up Concours. He asked is anyone knew of a 429 being available anywhere to contact him.

ROUND UP: Adam Richmond

Adam reinforced that the Round Up will be on the 23rd of October, 2022 which would include a Concours and Show N Shine and it was announced that the location would be tried as a joint event being the All American Car Show & Mustang Round Up at Caribbean Park on Ferntree Gully Rd, Scoresby.

We will have our own display area and all club members were encouraged to attend with their cars. Entry via the Mustang entry and displaying of your car is only \$5 compared to the full price of \$15 a head at the AOMC entrance. Further enquires should be directed to Adam.

Mustang Motorsport will have their own large display similar to what happened at Dandenong.

The membership was reminded of the Member of the Year, Country Member Award and Life Membership applications to be forwarded in through the secretary.

Ian reminded everyone that this type of event will be the way of the future and it will be easier for club members to see the rest of the show by the AOMC. Mustangs must enter through the Mustang gate or you will be charged AOMC prices.

GENERAL BUSINESS

NIL

BUY, SWAP & SELL

T. BORG Looking for GEN6 front seat - C.DEAN ring James.

A.RICHMOND '73 Air Cleaner needed.

AUCTIONS

Cam WATERS Cap \$30 Won by Ken SELEEN MEYER

T shirt Shelby festival \$30 (thankyou to R.MONOGUE for donation) Won by Udo SCHAAK

T shirt Mustang \$45 (thank you to R.MONOGUE for donation) Won by Phil ROWAN

RAFFLES y brothers Tony and Joe.

Door Prize 1:18 Mustang model went to Neil GANGI.

Various winners of the new raffle prizes.

Tickets sold prior to start of meeting.

Mug of the month went to Frank MOSCA.

Lucky Members Draw - July \$1700.00

Sorry, but member 2435, Nick TRUMAN was not at the meeting and not able to claim the prize.

Remember: You need to be in attendance to win it.

Next meeting's value moves to \$1800.00.

MEETING CLOSED:

9.35 pm Minutes recorded by C.McKENZIE

NEXT MEETING

Wednesday the 17th of August, 2022 at Moonee Valley.

Members should sign the MOCA attendance book to be eligible for prizes.





**BOSS
351**

**BOSS
429**

AUSTRALIA BOSS REGISTRY

If you own a genuine Boss, we ask you to register with us.

This will give us an indication of how many Boss' are in Australia.

By providing your details we can send you updates and other related information.

All information is kept confidential and your personal details
will not be passed on without your permission

PERSONAL INFORMATION

First Name: _____ Surname: _____

Address: _____
(Street no & name - Optional)

Suburb: _____ State: _____ Post Code: _____

Mobile: _____ Email: _____

VEHICLE INFORMATION

(Please complete 1 (one) form per Boss)

☐ UnRestored

☐ Restored

Year: _____ Vin No: _____

Engine Capacity: ☐ 302 ☐ 351 ☐ 429 - KK: _____ ☐ Cougar

Color: _____ Rego: _____

Door Tag Details

_____	_____	_____	_____	_____	_____	_____
Body	Color	Trim	Date	DSO	Axle	Trans

Additional information/facts: _____

Return completed forms, with photo/s of your car to

Andre Stoffers

Mob: 0411 455 755

Email: Boss.Registry@gmail.com



VICTORIA CLUB SOCIAL CALENDAR SEPTEMBER - NOVEMBER 2022



MOCA VIC EVENT'S SUB-COMMITTEE

At the recent AGM, Tony Borg was elected as the Club's new Secretary. Many thanks to Tony for providing years of extremely enjoyable events.

The Committee decided that an Event's Sub-Committee should be created and its Members are Sue Brodrick, Kerry Thomas-Roscrow and De Colledge.

Whilst we're all trying to get our feet under the

desk as it were, we would love to hear from Members about any events, runs or destinations they would like to do or explore in our fabulous cars.

The email address is: mustangclubevents@gmail.com

Don't forget to download the Team App (Stack Team App) and review the Club's web site, for the latest information on all upcoming events.

Looking forward to catching up with you all soon.

SEPTEMBER 2022

WEDNESDAY 21ST

MONTHLY CLUB MEETING

Legends Club Corner Wilson Street & Thomas Street Moonee Ponds VIC 3039
Dinner is served from 5.30pm, Meeting starts at 8.00pm
Don't forget you have to be in attendance for your chance to win,
LUCKY MEMBERS JACKPOT DRAW, MUG OF THE MONTH, DOOR PRIZE, and MOCA RAFFLE.

OCTOBER 2022

WEDNESDAY 19TH

MONTHLY CLUB MEETING & ANNUAL GENERAL MEETING

Legends Club Corner Wilson Street & Thomas Street Moonee Ponds VIC 3039
Dinner is served from 5.30pm, Meeting starts at 8.00pm
Don't forget you have to be in attendance for your chance to win,
LUCKY MEMBERS JACKPOT DRAW, MUG OF THE MONTH, DOOR PRIZE, and MOCA RAFFLE.

SUNDAY 23RD OCTOBER
MOCA VIC ANNUAL MUSTANG ROUNDUP
10am - 3pm CARIBBEAN PARK
1280 Ferntree Gully Rd Scoresby
FEATURE DISPLAY 2001-2002 TICKFORD COBRA MUSTANGS
SEE PAGES 6-10 IN THIS ISSUE FOR ALL THE DETAILS

NOVEMBER 2022

ECHUCA WEEKEND

Where: Staying at the Mercure Port of Echuca Motel, (03)5482 5666

What: Dinner bookings have been made at recommended Echuca venues, showcasing what culinary delights Echuca has to offer, and all within walking distance of our accommodation. Paddle Steamer ride and Luncheon, Wine Tastings, Car Museums, Club Display and Silo Art Tour on our way.

What you need to do

Call the hotel on (03)5482 5666, to make your booking, and make sure you mention you are with the Mustang Owners Club with a booking under Tony.

Then...Call Tony on 0411 406 760 after you have made your booking, just to let me know?

Then... Call Davina Collins before 20 October 2022 on 0405410253 to pay for your Friday night dinner (\$60pp), and Paddle Steamer Ride and Luncheon (\$85pp),

Any questions, please call Tony on 0411 406 760

FRIDAY 4TH
SATURDAY 5TH
SUNDAY 6TH



www.facebook.com/pages/Official-Mustang-Owners-Club-Australia-Victoria/270093699735606



AUSTRALIAN SHELBY REGISTRY



The Australian Shelby Registry was created back in 2009 by the Australian Mustang Club and affiliated with Shelby American (SAAC) Australian

Shelby Owners and Mustang Motorsport. Nez Demaj was elected the Australian Shelby Registrar by the Australian Mustang Club and certified by SAAC in 2009.

The main objective of the Australian Shelby Registry is to create a data base of early and late model Shelybs and establish the amount and whereabouts of all Shelybs in Australia. Also, to have links with SAAC and to update their records, change of ownership and any relevant information of each Shelby produced.

Once a Shelby owner has submitted their details such as their name, state of residence and Shelby details such as VIN and Shelby numbers then their information is loaded in the Australian Shelby Registry. Once submitted, the Shelby owners details are kept confidential at all times and never published in any magazines or websites. In each state of Australia, there are State Shelby Representatives who can assist any present Shelby owners with any questions relating to their Shelybs.

There are advantages in being an Australian Shelby Registry member as there are many Mustang and Shelby displays organised around the country so every Shelby member is contacted via email whenever there is an upcoming Shelby display. Also, when a Shelby owner decides to sell his/her Shelby, they can inform the Australian Shelby Registrar and he will email all Shelby Registry members.

The Australian Shelby Registry is a group of Shelby owners who come together at various Shelby displays around the country while enjoying each others company and their vehicles.

So, please submit your Shelby details in confidence directly to the Australian Shelby Registrar, Craig McKenzie.



Australian Shelby Registry
shelby.org.au

Australian Mustang Club
mustang.org.au

Mustang Motorsport
mustangmotorsport.com.au

Australian Shelby Registrar
Craig McKenzie

Victorian Shelby Representative
Brian James
0417 361 019
beepeejay@hotmail.com

FOR SALE Cars & Parts for MOCA VIC Club Members

MUSTANG FIBREGLASS INTERIOR TRIM

Contact Frank Thomson 0401 391 906

SERVICES INCLUDE:

- General Fibreglass Repairs and Modifications.
- Custom Fabrication.
- Specialising in Mustang Interior Trim Parts and Panels From 1965-1973.



1969 Interior
Quarter Panel
Trim Set



1969 Front Spoiler.



Bonnet Scoop.



Multi 3 Layer Construction.



Moulds built from Original Parts.

MUSTANG COLLECTIBLES FOR SALE



Boss 302 25th Anniversary - Large Brass Plaques - 100 x 45mm \$90ea - Only 1 available.
1992 Victorian Concours - Large Alloy Plaque - 100 x 45mm \$70 - Only 1 available.
1994 30 Years Shepparton - Large Brass Plaque - 100 x 45mm \$70 - None available.
1992 Victorian Concours - Small Brass Plaques - 65 x 30mm \$30ea - Only 2 available.
Contact Colin 0403 129 811 for more info.

WANTED- 1965-'66-'67 MUSTANG GT FASTBACK

WANTING TO BUY

Serious buyer looking to buy a 1965-1966-1967 LHD Mustang Fastback GT, preferably auto. Must be a relatively stock car with original sheetmetal. No restomod cars please. Will consider well optioned non GT cars.

Call GEORGE 0407 847 297

or email gama66@bigpond.com

Moving?

ALLIED PICKFORDS
The Careful Movers™



- ✓ **Local, national & global coverage**
Over 600 locations around the world
- ✓ **Specialised packing materials**
Maximum protection for your household goods
- ✓ **Office & Commercial Relocations**
Specialist equipment with 24 hour availability
- ✓ **Knowledge and experience**
Obligation free quote from our local move consultant

afra
Australian Furniture Removers Association

Certified System
Quality ISO 9001
SAI GLOBAL

FAIM



03 9904 0100

alliedpickfords.com.au



OFFICIAL CLUB CLOTHING & MERCHANDISE



A Nitro Shirt - Navy & Red (Available In Both Mens & Ladies Cuts)	\$55
B Polo Shirt - White, Navy & Red	\$50
C Polo Shirt - Red, Navy & White (New Style)	\$55
Children's T-Shirts	From \$20
Children's Polo Shirts	\$25
D Ladies 3/4 Length Sleeved Tops In Black / White	\$40
Ladies V-Neck Short Sleeve	\$35
Ladies Cardigan - Navy	\$75
V-Neck Jumper - Dark Navy	\$75
E Fleece Long Sleeved Tops - Navy Only	\$55
F Reversible Vests - Navy With Red Lining	\$50

G Hoodie - Navy / Red Piping Or Screenprint	\$60
H Cambrey Shirts Long And Short Sleeve	\$60
I Baseball Jacket W/Suede Sleeve (Large Logo On Back, Small Logo On Front)	\$170
J Navy Winter Jacket / Fully Lined With Red Piping (Large Logo On Back, Name On Front Optional)	\$105 \$150
K Lightweight Microfibre Club Jacket Red, White & Blue (Large Logo On Back, Name On Front Optional) Limited Stock)	\$80 \$125
Club Caps Navy / Suede Peak	\$20
Ladies Peak Hats	\$15
Beanies	\$15

ASSORTED BADGES & STICKERS ALSO AVAILABLE



HOW TO ORDER

- Contact Lynda Sparrow by Phone on 0447 474 790 or email lynda@australiansilencer.com.au to order all your gear.
- Allow \$10 - \$15 extra for any items that need to be posted.
- Please make all Cheques payable to: 'MUSTANG OWNERS CLUB AUST. (VIC) INC.'

MUSTANG ROUNDUP



circa: early 90's...Here's a few pics from one of our Vic Concours Shows at Caulfield.



Recognise any of the Stangs?
Where are they now?
Let us know if you see your Mustang and if you still own it.

Tuckett's Tyrepower Hastings

Specialising in Tyres,
Wheels, Brakes and
Suspension for your
Mustang or daily driver



2079 Frankston-Flinders Road, Hastings
Call Rob or Dean on 59793844



- Outdoor and Indoor Car Capsules available
- Bike Capsules available
- One year warranty
- Showcases available
- Unique evaporative storage system
- Easy to set up and use

We at Autonovus are PASSIONATE about protecting your vehicle. The indoor and outdoor CarCapsules are the ORIGINAL car "bubbles" that completely seal and protect your vehicle from rodents, rust, corrosion, dirt, dust, mildew and musty odors. The patented continuous air flow system keeps the temperature consistent inside and out and eliminating condensation. Protect YOUR invest today with the CarCapsule.



WWW.AUTONOVUS.COM.AU



**AUSTRALIA'S NUMBER 1
MUSTANG SPECIALIST SINCE 1990**



MUSTANGMOTORSPORT.COM.AU



SHOP ONLINE NOW!

**LARGEST RANGE OF MUSTANG
PARTS IN STOCK IN AUSTRALIA!**

