

MUSTANG OWNERS CLUB OF AUSTRALIA - VICTORIA INC.



MUSTANG ROUNDUP

CLUB NEWS FROM ACROSS VICTORIA & TASMANIA

JULY - SEPTEMBER 2019



**THIS ISSUE - 2019 MOCA VIC MUSTANG ROUNDUP INFO • MUSTANG RACING • FATHER'S DAY SHOW
• MALING RD CAR SHOW • USA & CANADA TRIP • PART 5 CAR DETAILING • PLUS MUCH MORE**

Mustangs of Melbourne

Yes, we are still here!

Large range of early model parts available

Dealers for:
Scott Drake
Dynacorn
All Classic Parts
Retro Sound

If we haven't got it, we can order it for you!

Contact Us:
Phone: 03 9761 8308
Fax: 03 9761 9122
Email: sales@mustangsofmelbourne.com.au
Proudly supporting the Mustang Owners Club



MUSTANG ROUNDUP

ADVERTISING RATES & SPECS

DISPLAY AD SPECIFICATIONS

1/2 PAGE - NO BLEED	180mm (W) X 125mm (D)
FULL PAGE - NO BLEED	180mm (W) X 260MM (D)
FULL PAGE - WITH BLEED	210mm (W) X 297mm (D) + 3mm BLEED ALL EDGES

ADVERTISING RATES x 4 EDITIONS PER YEAR

TYPE	1/2 PAGE	FULL PAGE
BLACK & WHITE	\$150	\$250
COLOUR	\$500	\$750



MUSTANG ROUNDUP

SPRING 2019

MUSTANG OWNERS CLUB OF AUSTRALIA VIC. INC.
ABN 33 821 241 698 PO Box 450 Hawthorn VIC 3122
www.vic.mustang.org.au email: mocavic@mustang.org.au

Affiliated with: The Mustang Club of America, The Association of Motoring Clubs, The Confederation of Australian Motorsport

OFFICE BEARERS	President	Ian Collins	0411 026 824
	Vice President	Joe Borg	0478 311 341
	Secretary	Craig McKenzie	0417 561 246
	Treasurer	Adam Richmond	0423 449 125
COMMITTEE	Rowdie McIntosh	0438 536 150	
	Barry Bolton	0407 058 111	
	Ken Harrison	0417 625 593	
	Lino Avellino	0410 442 089	
	Tony Borg	0411 406 760	
	Bob Opperman	0417 340 652	
NATIONAL DELEGATES	Ian Collins	0411 026 824	
	Peter Sheehan	0438 600 721	
A.O.M.C. DELEGATE	Craig McKenzie	0417 561 246	
C.A.M.S DELEGATES & LICENCING	Bob Lorch	0418 531 327	
	Graham Bell	0419 326 261	
MOTOR SPORT CO-ORDINATORS	Bob Lorch	0418 531 327	
	Graham Bell	0419 326 261	
VICTORIAN STATE SHELBY REPRESENTATIVE	Craig McKenzie	0417 561 246	
EVENTS CO-ORDINATOR	Tony Borg	0411 406 760	
CLUB PERMIT SCHEME CO-ORDINATOR	Craig McKenzie	0417 561 246	
CLUB PERMIT SCHEME OFFICERS	Shane Cowman	(Northern Suburbs) 0400 344 593	
	Joe Borg	(Western Suburbs) 0478 311 341	
	Bob Opperman	(Eastern Suburbs) 0417 340 652	
	Bob Redwood	(Bendigo/Central Area) 0419 348 817	
CENTRAL VICTORIA CO-ORDINATOR	John Chapman	0407 844 379	
CENTRAL VICTORIA EVENTS CO-ORDINATOR	Angela Williams	0438 699 515	
TASMANIAN CO-ORDINATOR	Dave O'Brien	0438 122 015	
PROPERTY OFFICER	Barry Bolton	0407 058 111	
MERCHANDISE & APPAREL	Lynda Sparrow	0447 474 790	
MAGAZINE EDITOR	Colin Falso	0403 129 811	
		colinmustangroundup@gmail.com	

LIFE MEMBERS

Ian Collins, Frank Thomson, Kevin Musgrave (Dec), Frank Hayes, Warwick Dowsley, Darryl Lowe, Graham Bell, Ian Blume, Tom (Dec) & Bev Brereton, Ron Minogue, Jim Lambie, John Chapman, Graham Folwell, Peter & Lorraine Richardson, Andre & Wendy Stoffers, Steve Lond (Dec), Nick & Kaye Duyvestyn, Rowdie McIntosh & Bruce Rigby.

M.O.C.A. Vic monthly meetings are held 3rd Wednesday of every month at Reggio Calabria Club, 476 Brunswick Road, Parkville 3052 at 8.00pm.

M.O.C.A. Vic. Inc. nor the editors shall be held responsible for, or endorse, any personal opinion expressed in any article published herein, nor will M.O.C.A. Vic. Inc. or the editors warrant the workmanship or offers of any advertiser in this publication.

M.O.C.A. Vic. Inc. and the editors reserve the right to refuse advertising material or other material deemed to be inappropriate.

Mustang Round-Up is the official newsletter of M.O.C.A. Vic. Inc. and is registered by Australia Post No: PP334553/0007.



PRESIDENT'S LETTER



Dear members

Our events director has been hard at work coming up with many varied places to attend and lunch at; along with our longer tours to Albury and Tasmania.

The sun is beginning to appear for longer periods and soon the daylight will also become more user friendly. So in saying that the time to get the Mustangs

out of winter retirement has begun.

I have watched and read the articles provided in the magazine by our great club member Peter Alderson who has informed us all on how to clean your car. Peter has been wonderful for the club and is always there for advice on keeping your pony in trophy winning condition and Pete has trophies to back up what he is saying.

There is always something for everyone regardless of your interests.

We are only weeks away from our local Concours and as we are back at Dandenong Showgrounds, I would expect a great turnout. So no excuses lets get it together polish up the stars and bring them along. It's the 27th of October so we need you at the event.

People travel from other states so no excuses and we have no lockout times so you can come and go when you please but we do like you to be around for a couple of hours at least.

The trophy awards have been brought forward from previous years so they will be given out just after lunch. Speak to Adam Richmond for more information.

I noticed recently that the world record of Mustangs in one place had been broken in Europe of all places. It was 1326. We have had over 600 to our event at Dandenong a couple of years ago so I reckon we here in Melbourne could break the world record easily if all mustang owners came.

Now as you should all know by now we are raffling a 2017 Roush that will be drawn at the Nationals in Adelaide Easter next year. So get on board and support this venture as your club will be a benefactor. We are hoping everyone will at the very least buy one ticket or help to sell a book at work or to family. Contact Lino Avellino on the committee for books.

I must thank Bob Opperman for all the work he has done with the club permit scheme over the years. Bob has decided as we know to retire from the committee and the club permit scheme. It should also be remembered the amount of work Bob has done with raffles for the club. Thanks mate your help is always appreciated.

In February next year we will again be travelling to beautiful Tasmania, this time we will visit Strahan and travel the Franklin River which I have done before and can't wait to visit this area again.

Then we will travel down to Hobart for Tasmania's first Mustang Extravaganza - this will be held on the grounds of Parliament House next to Salamanca Market on Saturday morning.

We need a large crew to attend from Victoria and show your support. I believe we already have quite a few signed up.

Trophies will be handed out and the market will be open and this should be a great event.

There will be plenty to see and do as we travel around beautiful Tasmania.

The club will again be visiting Albury in November for a weekend away, please check your magazine or website for more info. This weekend is a fantastic event and a good run for the cars. We may even have a few of our Sydney mates turn up.

Mustang Motorsport our greatest supporter has just run a track day at Sandown. 40 cars were seen buzzing around the track at various speeds. Craig runs a great day and if you wish to blow the cobwebs out get ready for the next one.

Guess what? Christmas is coming and we again will have a party for members - let us know what you would like. Contact Tony Borg or any committee member and let them know what you would like. We may be able to do some of what you suggest.

Now start polishing your cars for Dandenong even Warwick Dowsley I believe is hard at work ??? We would like to see every mustang dragged out of their hiding spots for this show. Remember the world record for Mustangs in one place was just broken 1326. The last time I counted we had more than that just in our club.



Please let the committee know ASAP if you have anything you would like to do for a charity or show or even a run to somewhere. The club belongs to you all so the more input the better.

Keep on using those Mustangs and I hope to see you all soon at a meeting or event.

Kind regards

Ian Collins
President MOCA (Vic Inc)

EDITORIAL



G'day fellow Mustangers.

Are we ready for our next big event of the year? - the 2019 MOCA Victorian Concours & Mustang Roundup! Hopefully this edition of the Club Mag reaches your mailbox before then, which gives me one last opportunity to remind everyone to take some pics of your Stangs on the day and send them in to be featured in the following and/or future editions, when we recap the event of what took place over the few days of the Concours Show.

As I was gathering info to include in this edition I realised that it's been just over a year that I've been back in the Editor's Chair. And this being my 6th Edition of the 'new look' mag that I've proudly put together for all the members to enjoy...whew!...it's gone quick.

Thanks again to everyone who contributed to all the past issues and this latest Spring Edition of Mustang Roundup. Without your input the magazine wouldn't be as diverse, informative and interesting as it is.

From the feedback I've received so far, it seems I have had some success in making it more than just a 'club newsletter' and more of a magazine that you would want to keep on file, show all your 'other' car club mates and display on your coffee table to read again another time.

So...don't stop sending your suggestions and articles in, or relying on other members. As has been said a 'squillion' times before...it's your club...make it what you want..send in stuff you want to read about. I'm just here to put it all together.

In saying all that...in this issue we have another great article from Peter Alderson on keeping your Mustang looking good. Again...thanks Peter, you make my life a little bit easier in filling the pages.

There's also some updates and stories on past club events including members travelling the globe and seeing Mustangs along the way. 'Stang Spotting' I call it... I think we are all guilty of it, whenever we are abroad or even in our daily travels to and from work etc. I know I am...

Don't forget to check out page 15 to get further details on the club's annual pilgrimage to Tassie and what the organisers have planned.

And finally, make sure you read the last page, 54, from the Club Archives...a previous issue of our Club Magazine dating back June 1990 about our Claytons Concours - still very relevant for today. "...there are concours cars and concours winning cars..." you just might learn something in time for the 27th October...be it judge or entrant.

Colin Falso
MOCA VIC Editor
colinmustangroundup@gmail.com



DEADLINE FOR NEXT MAGAZINE - DECEMBER 4

Please email all your articles ASAP directly to colinmustangroundup@gmail.com

2019 MUSTANG ROUNDUP



**CELEBRATING
50 YEARS
OF THE 1969
MUSTANG**

**SOUTHERN HEMISPHERE'S LARGEST DISPLAY OF MUSTANGS
INCORPORATING THE SHELBY NATIONALS & BOSS MUSTANG DISPLAY
OVER 400 CARS ON SHOW • CONCOURS/SHOW & SHINE
GENERAL PUBLIC ENTRY ADULT \$10/KIDS UNDER 16 FREE • ALL MUSTANGS \$5.00**



**SUNDAY 27th
OCTOBER 2019
10am to 3pm
DANDENONG SHOWGROUNDS
Bennett St. Dandenong**

**CLUB GEAR FOR SALE
NEW MEMBERS WELCOME**



JUST CARS



Mustang illustration courtesy of Fredd Briggs

2019 MUSTANG ROUND UP & STATE CONCOURS Judging Information

ELIGIBILITY

The Mustang Round Up and Victorian State Concours is open only to Ford Mustangs, including Shelby, Boss, Californian Special etc. and any other version of the Mustang Body fitted with a Ford engine.

All vehicles must be registered at the time of entry and be entered in the owner's Family Name. Club registration is permitted; trade plates or temporary permits are not permitted. All vehicles must be able to pass a roadworthy/defect certificate check.

The Entrant must have owned the vehicle and been a financial member of M.O.C.A of Victoria for at least 60 days prior to the event to be eligible for any trophies.

Entrants must decide before entering, which class they want to compete in. Once the vehicle has been entered it cannot be placed in another class except at the discretion of the Head Judge, who may change the class entered vehicle to the appropriate class. The Entrant will be notified of any class change.

Concours Showroom Original & Modified Classes

- Entry form & payment to be received by the M.O.C.A. Vic Secretary no later than **5pm Friday 27th September 2019.**
- Owner of the vehicle will be required to attend a minimum of 3 club events prior to the Mustang Round Up.
- Entry Eligibility is based on, and governed by, a rolling 10-year process. A Vehicle with a manufactured date of less than 10 years is not eligible to enter this class at any time.
- Vehicle can be transported to the event but must be driven into the judging area.

Concours Driven Original & Modified Classes

- Entry form & payment to be received by the M.O.C.A. Vic Secretary no later than **5pm Friday 27th September 2019.**
- Owner and vehicle will be required to attend a minimum of 3 club events prior to the event were vehicles are to be driven and/or displayed.
- Entry Eligibility is based on, and governed by, a rolling 10-year process. A Vehicle with a manufactured date of less than 10 years is not eligible to enter this class at any time.

Show 'n' Shine Class

- No previous club event attendance required.
- Entry is open to any member/vehicle which has not been awarded the Most Outstanding Mustang Show'n'Shine class or either a State or National Concours class trophy within the last 5 years.
- Entry form & payment can be prepaid by **5pm Friday 25th October or by 10am on the day.**

Continued over >



**MUSTANG
ROUNDUP**



2019 MUSTANG ROUND UP & STATE CONCOURS Judging Information

CLASSES

All Concours Driven & Show'n'Shine class entered vehicles for judging must be registered and driven into the venue. Concours Showroom class vehicles can be trailered to the venue and must be driven into the display & judging area.

All Vehicles will be judged on how they are presented on the day. When examining any aspect of the vehicle, points will be lost for collision damage, rust, grease, dirt, overspray, staining, poor general appearance or lack of preparation.

Cost of entry into the judged classes:

- Concours Driven & Showroom Concours class \$65.00 per vehicle.
- Show'n'Show class \$25.00 pre-entry or \$30.00 on the day.

All judged entries must be presented to the judges clear of all items other than those required to be included in the judging of the vehicle. For example if no Ford part No. or documentation available covering said items remove item/s! (Chairs, umbrella's etc.)

Concours Driven & Showroom Original Class

Open to Mustangs which are of original manufacture as per the Vin Plate or Door Tag/Decal. All parts and accessories to be original or genuine Ford (USA) approved, otherwise points deducted. Reproduction parts may lose points at judge's discretion. Please note Showroom Class vehicles will judged to a higher standard i.e. no Road grime, stone chips etc.

Concours Driven & Showroom Modified Class

Open to any year model modified Mustang powered by a Ford engine. This class allows owners to modify the car to suit their personal tastes.

A basic list of modifications must be made out and submitted by the entrant prior to judging, will be attached, section by section (i.e. interior, under body, engine bay etc.) to their judging score sheet before judging. Internal components are not judged. Please note: Showroom Class vehicles will judged to a higher standard i.e. no Road grime, stone chips etc.

Show 'n' Shine Class

1964 ½ - current Model, Originality and Modifications are a consideration in these class but the only "Condition and Presentation" of what is in place at time of judging shall be taken into account. There is no under car Judging (no need to go up on ramps) within this Class.

No judging sheets will be returned to the owners for Show'n'Shine Class judged vehicles.

AWARDS

Gold, Silver & Bronze Concours trophies are awarded for those vehicles which have achieved the eligible point levels within Driven & Showroom Original and Modified class judging. The highest Original class points will also receive the Kevin Musgrave Award for Concours Excellence. These awards are presented at the Annual Presentation dinner on Sunday 27th October.

Show'n'Shine class trophies will be awarded on the day and are dependent on the number of entries received by the cutoff date. There will be 1 x trophy awarded to the Most Outstanding Mustang which will be elevated to Concours class judging.

The above information contained above should be used as **guide only**. For further specific detailed information please refer to:

**MUSTANG OWNERS CLUB OF AUSTRALIA INC. (MOCA)
CONCOURS GUIDELINES & RULES document.**

Or Contact

Mustang Round Up & State Concours Director –
Adam Richmond 0423 449 125 or 5995 4772 (after 6pm AEST)

Head Judge – Ian Blume 5474 2477

Assistant Head Judge – Andre Stoffers 0411 455 755



2019 Victorian Mustang Round Up & State Concours Entry Forms



SUNDAY 27th OCTOBER 2019

SHOW 'N' SHINE Class Registration Form

Entrant's Name _____ Contact Ph. no. _____

Membership No. _____ No. of Cars _____ Reg. no. _____

Year of Manufacture _____ Body Style _____ Color _____

Shelby Nationals entry Yes/No _____

Entry Fee Per car **\$25.00 Pre-Paid** or **\$30.00 on the day by 10am.**

PLEASE SIGN _____ Total Enclosed \$ _____

***MOCSA Entrants MUST Pre-Registered by 5pm Friday 27th September 2019**

CONCOURS Class Registration Form

Entrant's Name _____ Contact Ph. no. _____

Membership No. _____ No. of Cars _____ Reg. no. _____

Year of Manufacture _____ Body Style _____ Color _____

I am entering my car/s into: Concours Category SHOWROOM ☐ DRIVEN ☐

Concours Class ORIGINAL ☐ MODIFIED ☐ SHELBY NATIONALS ☐

Entry Fee **\$65 Per Car** - Total enclosed \$ _____ PLEASE SIGN _____

NOTE: Entries close for All Concours Classes Friday 27th September 2019

Please debit my ☐ Visa ☐ MasterCard for \$ _____

Card no. _____ Expiry Date _____

Name of Cardholder _____

Signature of Cardholder _____

Payment via EFT is subject to approval only.

Send Cheque or Money order & Completed entry registration form to M.O.C.A.
Vic PO Box 450, Hawthorne VIC 3122

**Concours and Show'n'Shine entries to be in allocated display area by
9am and confirmed at the registration desk by 10am on the day.**

For further details please call Concours Coordinator Adam Richmond 0423 449 125

**Please see Judging information for Eligibility rules for all judged
classes.**

The MUSTANG MARQUE

*Specialising in all parts from
1964- 1970 including full range
of parts from 1969 - 1970*

- Full Restorations
in House
- Mechanical Work
- Full Rotisserie
Restorations
- Bare Metal
Body & Paint
- Rust Repairs
- Show or
Councours



170 Calder Highway Harcourt VIC 3453
Phone: (03) 5474 2477
Email: mustmarq@blue1000.com.au
Website: www.themustangmarque.com.au



2019 M.O.C.A Vic Annual Presentation Dinner



SUNDAY 27th October 2019

6.30 pm to 11.00 pm
Amora Hotel Riverwalk
649 Bridge Rd Richmond

ENJOY

A SUPERB 3 COURSE DINNER, DRINKS AND GOOD COMPANY

PARTICIPATE

IN OUR SOCIAL EVENT OF THE YEAR

DRESS

TO IMPRESS IN YOUR FINEST FORMAL GEAR

Presentation Dinner Registration Form

Name _____

Partner's Name _____

Please Reserve Me _____ Place/s for the Presentation Dinner

MOCA Vic. member - \$60.00 per person

Non MOCA Vic. member - \$80 per person

I have enclosed a payment for the Total of \$ _____

Please debit my ☐ Visa ☐ MasterCard for \$ _____

Card no. _____ Expiry Date _____

Name of Cardholder _____

Signature of Cardholder _____

Payment via EFT is subject to approval only.

Send Cheque or Money order along with completed form to M.O.C.A.Vic

PO Box 450, Hawthorne VIC 3122 by Wednesday 23th October

CONCOURS TROPHY PRESENTATIONS, DOOR PRIZES AND RAFFLE ON THE
EVENING.

For further information please call Concours Coordinator Adam Richmond 0423 449 125.

WILD PONY APPAREL



THE LEGEND LIVES

Get your Wild On



Mention this Mustang Roundup ad when ordering to receive a 10% Discount

JACKETS HOODIES T-SHIRTS HATS DRINKWARE KEYRINGS & much more at

wildponyapparel.com

9752 2683

Christmas in July 2019

Tony Borg



Twas the night before Christmas (in July) and all through the house, not a Mustang was stirring, not even a Roush?

The club held its first Christmas in July event on Saturday 20th of July 2019, at the Central Club Hotel in Richmond.

The hosts John and Sonja, put on a fantastic menu, and the wine supplied by Sutherland Winery complemented it well and went down a treat.

Heading up the entertainment on the night was the one and only Ken Harrison, and his band the Tree Amigos, who kept the crew dancing the night away. There were even a couple of encores.

A raffle was run with some fantastic prizes, and the auction contributed considerably toward the clubs charity fund.

Of course the quiz kept all entertained, with the crew calling themselves the 'trouble makers' taking out first prize. Well done.

Special thanks goes out to Wendy and Andrea Stoffers, Ian and Davina Collins, the crew from the Central Club Hotel and our sponsors for the evening Sutherland Wines, without whom the evening would not have been a success.

We will surely be having similar nights in the future, so watch the calendar for more events like this one.

Foundation 49
Men's Health

visit www.49.com

Take the MAN Test & download the Men's Health Tool Kit




MUSTANG ROUNDUP

MUSTANG

PARTS & ACCESSORIES
AUSTRALIA'S No.1 MUSTANG SPECIALISTS

WE STOCK A FULL RANGE OF QUALITY USA RESTORATION PARTS & ACCESSORIES

Factory Shop Manuals
Weatherstripping
Upholstery
Wheels/Wheel Covers
Exterior Mouldings
Window Glass
Suspension Components
Body Panels/Sheetmetal
Decals/Stripes
Badges/Emblems
Bumpers
Merchandise & Accessories



EASY PAYMENT & SHIPMENT
We accept, VISA, MASTERCARD and C.O.D



www.mrmustang.com.au

MUSTANG CLASSICS Office & Showroom U 5/502 Marmion Street, Booragoon WA 6154 1800 687 826
MUSTANG WORLD Office & Showroom 30 Clements Avenue, Bundoora VIC 3083 (03) 9467 7917

EAST-SIDE automatics

all mechanical repairs transmission specialist RWC inspections
car air conditioning brakes & clutches log book servicing

specialising in Mustangs

Factory 4/214-224 Wellington Road
Mulgrave Vic 3170

ph: 03 9561 8666
call for a quote!



Annual Tasmanian Trip 2020

Neil Butler



It doesn't seem that long ago that we were writing about what great fun the 2019 trip was!

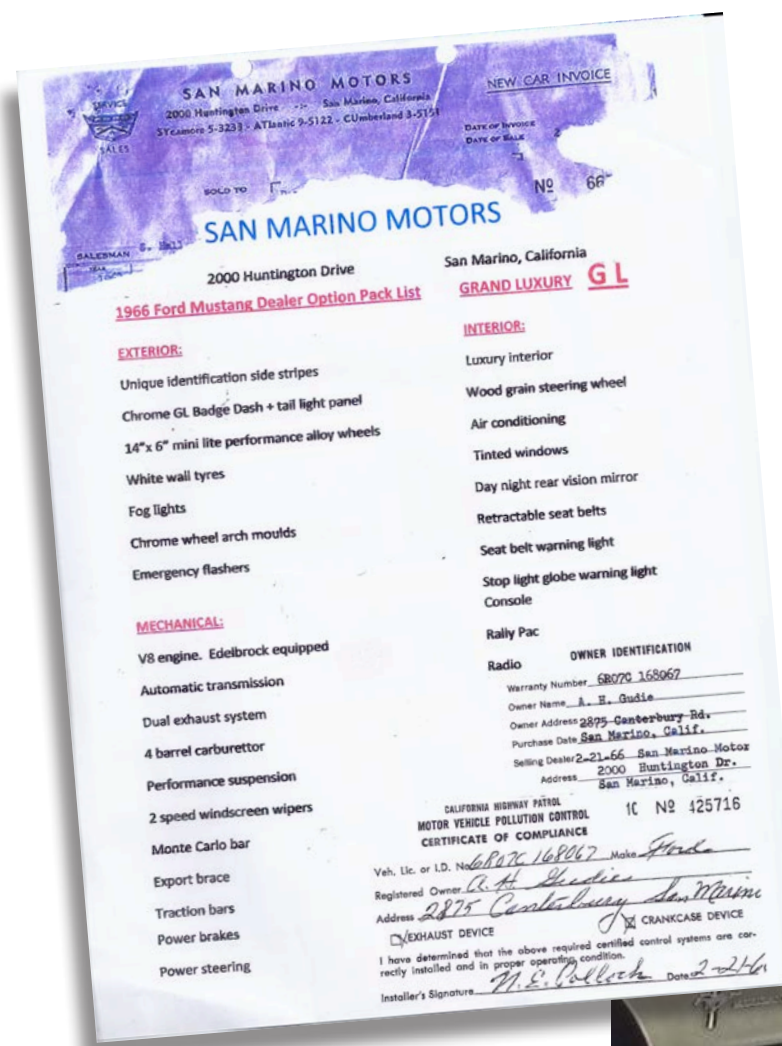
Planning is well underway for the 2020 trip, with indicative details as follows:

- Depart Melbourne on the Spirit of Tasmania on the evening of Tuesday 11th February
 - Spend Wednesday and Thursday in and around Strahan, located on the edge of the Tasmanian Wilderness World Heritage Area.
 - Enjoy a days cruise on the stunning Gordon River.
 - Depart Friday bound for Hobart.
 - Saturday be a participant in the largest Mustang show ever held in Tasmania on the Lawns of Parliament House.
- Judging will take place and prizes awarded to all winners at the Club Dinner.

- Salamanca Market will also be trading on the day.
 - Saturday night will be a themed Club dinner packed with lots of laughs .
 - Sunday return to Devonport bound for the return voyage
 - Monday 17th February - arrive home
- We welcome as many Tasmanian members for some or all of the trip.

Bookings are now open. Costings are still being finalised.
For any further enquiries, please email the Committee on tassie2020@mustangclubvictoria.org.au

Deanne Colledge
On behalf of the Organising Committee Ian Collins, Dave O'Brien, Bev Burgess & Neil Butler.



A Yarn About AL In 1966.

by Graham Land

Alan (AL) and Rita Gudie - San Marino California.

Al was born on the 23rd March 1926, he purchased a new Mustang for his 40th Birthday from San Marino Motors. Al worked as a shop foreman at San Marino Motors at the time. He was also involved in the Dealer Option Pack Instigation Design and build up of the:

GRAND LUXURY GL Mustang Hard Top.

This option pack was to be a package of something different and unique to what was available at the time from the factory.

This is the Mustang he had to have.



USA & Canada Trip 2019

Phil Browne

Time for another holiday. Where to this time? It's been 5 years since we travelled in America so let's head back there. What to do? Well, we've never seen the west coast so how about a drive from Los Angeles up to Seattle so that we can visit the Boeing factory? After that? Well, we could cross over in to Canada and drive from Vancouver to Toronto.

We've done that trip before but in a train and that means you miss out on half of it because it is dark and you're sleeping. From Toronto it is a short trip back across the border in to the US of A and Detroit – Motor-town. Detroit to Chicago is a hop skip and a jump and then you're at the top end of Route 66 which goes all the way to our starting point, L.A. We've driven Route 66 before but this time we could pick up on the bits we missed. Sounds like fun.

First step (after deciding on how long, when and booking flights) is to organise a car. A convertible Mustang would be ideal, but what are the chances. Very good it seems as most rental companies list the Mustang Cabrio. I made a booking with Alamo and then followed up with an email asking to confirm that the car would be a Pony and not a substitute. Sorry, no Mustangs available at LAX for the dates we requested. Where is the nearest one? John Wayne Airport. Where is John Wayne Airport? About 50 miles from Los Angeles. That is close enough. We could get a shuttle between the airports or at worst a cab. Considering the cost of this trip a 50 mile cab fare would be minimal.

We arrived in L.A. on a Friday and the car was booked for pick-up the next day. Hotel shuttle back to the LAX terminal then a shared ride to John Wayne Airport.

Our co-riders were getting off at Disneyland so we had the driver to ourselves the last 10 minutes. Located the Alamo Rental office and did the paperwork. I was expecting a hiccup here because I had miscalculated and didn't think I had sufficient credit available on the plastic card. I figured we would have to do a partial payment on the card and the balance in cash from a pre-loaded transaction card. The first of our surprises here. We were renting the car in California with a rental period of 6 weeks. California law only allows for a month at a time in rental payments so we only needed to have credit for 30 days.

The balance would be dealt with as a second payment, in a month's time. Paperwork dealt with and we waited for the car to be brought to us. Second surprise. Our allocated vehicle was a late

return and still being cleaned for delivery. Would we like a BMW 430i convertible instead? No, I booked a Mustang and have travelled here to collect it. About 15 minutes later a silver 2019 Ecoboost 4 convertible was driven in and the keys handed to us.

A bit of a struggle to get the 2 suitcases in to the boot but we managed. 39 thousand miles on the clock, it was an almost new car in rental terms. As GPS was an optional extra and bloody expensive I had brought my TomTom from home loaded with fresh USA & Canada maps. Set it up and we were on our way.

On to Hwy 5 and we bypassed L.A. (A guy at Alamo told me that if we kept on this road it would take us all the way to Vancouver.)

Driving in a LHD car is easy after the first day when you have realised that you can't change gears with the doorknob. Indicating with the windscreen wipers took a while to adjust to and I was still doing it occasionally the day we handed the car back.

We settled in to the swing of things and because we were on holiday – we don't do "vacations" because you have to work to have a vacation and we don't work anymore – we trundled along the highway at the posted speed limit of 65 MPH. Later we increased to 70 but were getting passed by little old ladies in their Corollas on the way to church, doing 80 or more. (A guy later told me that you can exceed the speed limit by at least 10 MPH and not fear a speeding ticket.)

We had no set plans on where to stop figuring that it is nice to just roll with the mood. We've done this before and usually look at where are we tonight and where do we want to be tomorrow then make a booking via the internet. First day on the road and we weren't sure how far we would get so we decided to pick a spot and do a walk-in booking. It turned out to be Paso Robles and our experience here confirmed the need to do internet research. First motel had rooms for \$450 a night! We ended up paying \$160 – with a Seniors

discount – for a room with no fridge or kettle, just a bed, a small TV and a bathroom. It seems that Paso Robles thinks it is a special town.

Second day on the road and we were on Hwy 152 passing a place named Casa del Fruta when we noticed a group of Muzzas at a servo on a service road. A quick U-turn and we were parked in the middle of a herd of Mustangs. 300 cars on a day run. Five Mustang clubs from the San Jose area were doing a joint drive to celebrate (belatedly) Mustang Day. From classics to newly minted Sheldys they were out to have fun. (I did track down some footage of them

on YouTube.) This was the only time we saw some older cars apart from some in museums. Basically, the only cars you will see on open roads are 1994 models and later. The other surprising thing is that the current models outsell Ecoboost 4's vs V8's about 3 to 1 (according to a dealer in L.A.). Later that day as we headed north we saw about a dozen First generation T-birds on a day cruise.

We made it up to Eugene, OR, a nice place for an evening stroll and camped there for the night in a quiet motel. Next morning I was walking past the car and noticed that there appeared to be a problem with the front tyres.

I had had trouble keeping the car in a straight line on the highways and had said to Her Majesty that it felt like driving with a strong cross wind. The reason turned out to be the 2 front tyres were bald on the inside. Wheel alignment issues obviously.

We had a short drive to Seattle that day so we headed off with the plan to locate an Alamo depot when we got there. Checked in to the motel, fired up the laptop and sure enough, Alamo depot at the airport. We drove in to their returned vehicles area and explained that we weren't returning the car but could they change the front wheels. "Nope, you need to leave that car and take another".

A choice of 3 were available and we ended up with a blue one, with just 115.9 miles on the clock. Brand new, even had the plastic panels to cover the mechanism when you have the lid down.

While in Seattle we visited the Boeing factory, the Museum of Flight and America's Car Museum which had on display the last surviving car from the film Bullitt. A great place to look at a range of cars, 4 levels with vehicles lined up on the up and down ramps.

We spoke to a couple of guys who were polishing a Cadillac convertible for display. We chatted about my "girls" at home and they seemed impressed. We filled at a servo one day and along came a group of expensive boy's toys. Maclarens, Lambos, Audis, Porches and a Lotus or two. All gathering for a run to Las Vegas as part of a Corsa America Rally.



Ponies and people at Casa de Fruta



The original concept car for the Mustang model.



The Bullitt car, looking the worse for wear.



On the road to Sonora Pass



The posse is leaving for the highway

Crossing in to Canada at the border was easy. Were we carrying any narcotics (no), food (no), weapons (no) or alcohol (2 beers). A minute later we were on our way again. Not like the 3 hours it took at L.A. when we flew in from home. We wondered if it would as easy crossing back between Toronto and Detroit.

Vancouver to Toronto was a breeze and more fun than the train. Over the Rockies with deep snow drifts on the side of the road, looking down on frozen streams and lakes. A light dusting in Banff. In Calgary snow was piled up on the kerbs. I asked how long since the last downfall - about 6 weeks ago. On to the plains and the views stretched to the horizon.

Then back in to America. The crossing again only took a minute or so with a friendly chat from the Immigration & Customs bloke.



An Audi, one of the cars on the Corsa America Rally



A couple of cars at Rodondo Beach

Now to Detroit, the home of the automobile. We considered a trip to the Ford factory but they were building F150's. No thanks. But we did visit the Henry Ford Museum and that was well worth the time and trouble. Amazing place and you realise how many industries Mr Ford involved himself with.

We skipped Chicago because we had been there before. Headed back down the famous Route 66 armed with a book about the highway. The EZ66 Guide for Travellers (by Jerry McClanahan) will point out every inch of the roadway that still exists, if you are that way inclined. We were more interested in the places that it went through so we picked out the best bits and avoided the boring ones.

We did actually end up on a section of the original brick road and we often followed the brown tourist road signs that pointed out where the highway had run. Some days we just wanted to make miles so we took the current highways.

A few places we had missed last time got our attention. Springfield, IL, is famous for being the home of Abraham Lincoln.

Great museum and the Lincoln home in a street that has been preserved. Take Lincoln out of Springfield and there isn't much else.

The National Route 66 Museum in Clinton, OK, doesn't take long to walk through but it does explain how the road was constructed and why it was so important. At Adrian, TX, we had a coffee at the Half Way Café, equally distant from Chicago and Los Angeles.

We met a group of 22 Europeans (mostly French or Belgium) who were riding the road on 16 rented motorcycles - Harleys of course. A surprise in the café as they had a tube of Vegemite but were not prepared to use it, given its age.

Then there was Darryl Starbird's National Rod & Custom Car Hall of Fame Museum in Afton, OK. Not a pony in sight but an eclectic collection of custom built vehicles. A bit out of the way but a lot of fun. We did revisit Oatman, CA, a former gold mining town famous for the wild burros that roam the street looking for burro food that can be bought in every store in town. And every business in the main street is dedicated to separating you from your hard earned. A complete town of tourist traps. But twice a day, at noon and 2:00 PM there is a gunfight in the main street. We spoke to one of the combatants and he said that they had been doing it every day for 25 years and had raised over \$100K for a local children's hospital.



Burros in the main street of Oatman



A Darryl Starbird creation

We got to the bottom end of the highway with a few days to spare so we took a right hand turn and explored up the Mohave desert. A surprise for sure. We were going to drive through Yosemite National Park to cross over the Sierra Nevada mountain range to our left and head to the coast, but the road was closed. You guessed it - snow. So we drove a hundred miles further up the valley and took another road that twists and turns and snakes over the mountains. Occasionally steep - a posted sign of 25% gradient - we climbed to 9624 feet above sea level to traverse the Sonora Pass. An opportunity for a photo of me in the car in a T-shirt, roof down and 4 ft snow drift behind.

Back to the coast and we took the cliff-top road from Monterey down to L.A. More fun than the highway in-land. In L.A. we remembered that there is a gathering of car people on Friday evenings at a car park near the Redondo Beach marina. 200+ cars of all persuasions - rods, restorations, classics and fun-mobiles. An informal meeting each week during the warmer months. And of course you have to have something to eat at Ruby's Diner.

Finally we delivered the car to Alamo at John Wayne Airport. We had driven over 9100 miles in the 2 vehicles and had had a ball. I'd been tooted/abused about twice so that was ok - normal for a 6 week drive. We had seen a lot of cars and still need to sort out the photos of all.



The Kennedy Presidential car after several other presidents had used it.



The first Mustang to be sold to a customer, registered and driven.



On a corner in Winslow, Arizona



WHEREVER YOU SEE MOTORING ENTHUSIASTS YOU'LL SEE SHANNONS

For almost 30 years Shannons have actively supported the car club movement across Australia, attending around 800 events each year. The Shannons Super Rig has travelled thousands of kilometres and attended a multitude of events across Australia.

No other insurance company is committed to, or appreciates the passion, that motoring enthusiasts have for their special vehicles.

Today, Shannons is the insurer of choice for motoring enthusiasts across Australia, providing innovative and flexible insurance options. You can even pay your premium monthly at no additional cost.

So call Shannons for a    quote on **13 46 46**.



SHARE THE PASSION

INSURANCE FOR MOTORING ENTHUSIASTS | CALL 13 46 46 FOR A QUOTE | SHANNONS.COM.AU

Shannons Pty Limited ABN 91 099 692 636 is an authorised representative of AAI Limited ABN 48 005 297 807, the product issuer. Read the Product Disclosure Statement before buying this insurance. Contact us for a copy.

LIFE MEMBERS Under the Spotlight



Darryl Lowe Turns 80

Graham Bell



Around 50 family and friends, including Frank Thomson, Keith Reynolds, Sandra and myself, were invited to a surprise 80th Celebration for Darryl at the Officer Club near Pakenham on Monday July 8th, for his birthday on the 9th.

Darryl's cousin Peter with wife Yvonne had made the arrangements weeks in advance and to celebrate the day before as they knew Darryl would smell a rat and not turn up for his birthday lunch.

As it was, he referred to everyone there as a pack of B#@%\$'s for springing this surprise. Which I think after the initial shock, he really enjoyed and appreciated, with some guests coming from as far as Lakes Entrance and Swan Hill.

Darryl still has his 2 Mustangs, a 66 coupe and 71 Mach 1, unfortunately due to cataracts he was unable to drive them for quite some time, but now he has had his eye sight restored I am sure we will see him back on the road, maybe even a Club Run or two.



A Salute to Warwick

Phil Browne

Entertainment and sports have a number of heroes that are instantly recognisable by the single Christian names. Elvis, Cher, Ronaldo, Rapha (well, that is a nickname based on his Christian name). We have our own – Warwick.

I first met Warwick at the first club meeting I attended, in Richmond. After being introduced as a new member by Tony Borg Warwick came to me, shook my hand and said "Welcome to the club" and asked for details about what car I owned. Now, at any meeting, when Ian Collins says that Warwick has something to contribute to the meeting we know that it will probably be some off - colour jokes that will offend the ladies present but usually bemuse the guys. There was one he told about Prince Charles, Camilla and a genie. I had heard it before and my darling says I tell it better, but many are new to my ear.



Warwick often attends the monthly meeting and is almost always at the main club events. He has been around the club since the earliest days and always has some knowledge to impart about our cars.

I know his style is not always politically correct but he is a genuine character of the club.

So, if you've never been to a meeting I suggest you do so soon because the Warwick show is one that everybody should experience. And don't forget to shake his hand and introduce yourself.

Mustang Racing News

'Phillip Island Six Hour Regularity

Bob Lorch



This year we had 3 teams running under the MOCA VIC Banner.

43 Team Mustang Magic

42 Team Mustang RRCC

41 Team TAMH

Mustang Magic was managed by Mark Pividor with the following drivers competing: Bob Lorch, Andy Clempson, Garry Shipton, Phil Walters & Aneeta Abzatz

Garry Shipton took Rob Tuckett's place in the team as 'Tucky' was off walking the Kokoda Trail with his son Mat.

Unfortunately the BMW M3 of Aneeta's died-dropping onto 5 cylinders during practice so we were back to 4 competitive vehicles - all mustangs, for the Sunday event.

Mustang RRCC was managed by Len Cattlin with the following drivers: Len Cattlin, Russell Yates, Gordon Brown, Tim Lynas & Tony Rogers.

Team TAMH was managed by Dale Moore with the following drivers: Michael Pratt, Alan Pettet, Harry Hertzberg & Tom Bartley.

After a crazy & enjoyable Saturday night dinner at the Tropicana Motel in Cowes with a crazy glasses theme being the order of the night it was down to business on a sunny but cold Sunday at 10.00am for the start of the 2019 event.

Fine weather prevailed and Team 43 was in second place, behind last year's winners-those pesky MX-5 Mazda's from Bathurst, until late in the day when we dropped down to sixth place due to a penalty being applied for doing a 15 lap stint instead of 14 laps. (Accidentally)

Great driving by Andy Clempson in his 65 Mustang fastback got us back into fourth spot outright - same position as last year.

Team 42 was up and down all day with a few issues - finishing 36th overall.

Team 41 had a major accident with one of it's cars (luckily not a Mustang), which stopped the event for 15 minutes while the fence near 'Siberia' was repaired (Red Flag) and ended up in 43rd - place.



Another great event with a lot of hard work by our unpaid helpers especially Danny, Brad, Frank & others, who manned the wall all day signalling drivers for the Teams.

The timekeepers worked hard all day keeping tabs on all of the cars and making sure the nominated times were not being broken, which is an essential part of running a Regularity event.

At the end of the event the presentation was made to the winners & placegetters with a surprise for Team 43 - Mustang Magic as we claimed third place in the Overall Regularity Trophy (Very Prestigious) based on our results from Sandown & Philip Island combined for this year.

We received six beautiful Drivers trophies and a Team Managers Trophy. It certainly put a great smile on our faces.

Now for 2020

We hope to run an extra team consisting of newer Mustangs with Graeme Bell, Daryl Carr, Craig Dean &/or James Johnson - anyone else interested? Call me on 0418 531 327 Bob Lorch



ATTENTION ALL VIC CLUB MEMBERS

DO THIS...

Take some photos at the next Mustang Club Event.



OR THIS...

Write your Mustang Report, News, Tips or other Mustang Related Stories.



THEN THIS.

email all your files to
colinmustangroundup@gmail.com
and be in the running to...

...WIN THIS!



Contact committee for full details

**MUSTANG
ROUNDUP**

Acland Street St. Kilda 2019

Father's Day Car & Bike Show

Peter Alderson



Once again, on Sunday 1st September, the Showcars of Melbourne and Acland Street Traders Father's Day Car and Bike Show was a great success.

Loads of cars lined the streets around Luna Park and of course down Acland Street. Thousands of visitors attended, the crowds were continuous and in the Acland Street main drag people were at least 8 deep across the road.

Being Father's Day must have obviously helped swell the numbers with whole families present in abundance. I even met up with my niece Jenny who brought along her father Peter and her son Lincoln. They love cars so what a delight it was for them.

There were a number of MOCA members in attendance with most of us arriving around 7.30am. Three of us were located in the Acland Street Premium display area and another two were on the grassed Premium Park display area adjacent to Luna Park.

My Ruby Red convertible was parked alongside John Pipan's beautiful dark blue convertible and next to him was Anthony Nanfra who brought along his mate Paul's matte gold LTD. It was Brian James and Ron Minogue I spotted, on the grassed area near Luna Park.

The day was filled with walking and talking and taking in the sight of so many beautifully presented and, in some



instances, very rare vehicles. The morning started off being cool but as the morning moved along I had to change into my club jacket as it became quite cold.

Luckily the clouds cleared around lunchtime and the afternoon was delightfully sunny, and in fact a little hot at 19 degrees if you were standing directly in the sun.

Soon after the raffle and trophies were handed out, well, you know what Melbourne is known for, a storm rolled through. That sent us running to our cars to close the convertible tops and then, to wait it out.

Speaking of trophies, members from our club were worthy recipients. Brian James, with his GT350 1966 Black and Gold Shelby, won the Acland Street St Kilda Father's Day 2019 Showcars Melbourne Choice Award and Ron Minogue with his 1968 Red Shelby won the Acland Street St Kilda Father's Day 2019 Madlin Group Restaurant Supplis Choice Award. Well done boys!

If you are interested in attending this event next year then keep your eye out for Showcars of Melbourne information and posters. Club entries also receive a Trophy in recognition of their support for the event!



Just Mustangs

Importing Mustangs & Selected American Collectible Cars

LMCT 9012



Russell Trainor
Showroom:


Ph: 0418 131 124
11 - 13 Sutherlands Road,
Riddells Creek VIC 3431

Open:

9.30-12pm Mon/Sun
1.30-5.30pm Wed/Fri/Sat or by appt.



Specialising in the sale of
Mustang Parts from 1964 - 70



RHD Conversions for
Mustangs 66 - 70



Best Prices!

Huge range of Mustang
& Muscle Car Books

Always in Stock

Disc Brake Kits available for
Mustangs 65 - 70 \$1395

Air-Conditioning Kits available for
Mustangs 65 - 66 \$1495

Website: www.justmustangs.com.au
Email: russell@justmustangs.com.au

Maling Road Car Show

Brian James



A car show in the centre of Canterbury that will close down Maling Rd and some associated arteries sounded like wishful thinking and a looming confrontation with the good people of Canterbury, but.....

It was a ripper. Boy do those Canterburians know how to support a car show, yes sir.

This was a free event funded by the Maling Rd shop owners.

Maling Rd was closed and packed with display cars on both sides of what is already a quite narrow roadway. The display cars spilt into courtyards, carparks and side streets.

A huge crowd enjoyed the great diversity of vehicles on display. Batman was there to apprehend any hoons, a familiar Delorean was preventing anyone getting ahead of themselves, and of course we had Mustang representation, with I think, 3 of our members in attendance.

The street BBQ was popular, and the shops were booming. Enough coffee and muffins to keep everyone awake for days.

The weather forecast was for fine weather until early afternoon. Well, about 12.30, it was looking pretty threatening on the horizon.

With the Shelby still relatively fresh from the Nationals, and about an hour from home, I was not keen on a drenching, but how to get out was the problem.

I filtered my way through the cars and crowd like those daredevil motorcyclists in traffic, but I was 10 times slower. Phew, I'm out. I made a run for it and reversed into my garage with a good 10 secs to spare. It's all in the timing! Wasn't so lucky from Acland St on Fathers Day though.




It was an excellent show, thanks to the organizers and shop owners of Maling Rd.





REPLACEMENT PARTS ★ ACCESSORIES ★ RESTORATIONS
FOR 1964 - 1973 MUSTANGS & 1967 - 1976 FALCONS

COME IN & SEE OUR HUGE RANGE OF QUALITY
USED, NEW OLD STOCK & REPRODUCTION MUSTANG PARTS.
HOT PRICES IN STORE OR ORDER ONLINE 24/7



**SHOW YOUR
CARD & SAVE!**
MUSTANG OWNERS CLUB
OF AUSTRALIA MEMBERS
**SAVE 10% ON ALL
PARTS & ACCESSORIES**

COMBINED SHIPPING
FOR MULTIPLE ITEM
ORDERS

LARGEST RANGE OF
MUSTANG PARTS IN
AUSTRALIA

CUSTOMER SUPPORT -
NOT SURE ABOUT A PART,
GIVE US A CALL

EXPERT ADVICE FROM
EXPERIENCED
RESTORERS



8 Vickers Street Reservoir VIC 3073 t: 03 9042 6150
e: sales@nationalmustangs.com.au www.nationalmustangs.com.au

Join our FB page to see our latest deals & specials @ www.facebook.com/nationalmustangs



CAR CARE

Tools, Techniques & Tips

Episode 5 – Cleaning & Protecting Interior Surfaces

Peter Alderson

Continuing my series of articles about car detailing in this episode I'll show you how to clean the different interior surfaces of your vehicle and how to add protection to keep them looking new.

The Tools – Interior Cleaning:

Look at the tools pic for what you'll use. Here's a list:

1. Rubber gloves to protect your hands
2. 1 x Vacuum Cleaner with long thin nozzle and soft bristle attachment
3. 1 x Plexus plastic cleaner and protectant
4. 1 x Autoglym Bumper & Trim Gel
5. 1 x Leather/vinyl and Upholstery Cleaner
6. 1 x Leather/vinyl and Upholstery Conditioner
7. 2 x Applicator pads for cleaner and conditioner
8. 1 x General purpose microfibre cloth
9. 1 x Bowden's Blue Big Softie microfibre
10. 1 x Bowden's Drop Bear microfibre



The Tools

Supercheap Auto or Autobarn stock all of the Bowden's products I mention later. I use different brands of leather cleaner and protectant so feel free to use your favourite brand. However, if you prefer something else then look for similar items to those I explain. Plexus is an invaluable spray for replacing and protecting all clear plastics both inside and out. I'll be using it in the interior on the instrument panel. Essentially it will restore lost oils from the plastic and add UV protection to minimize the breakdown of the plastic itself, maintaining its clarity and longevity. It can also be used on all clear plastics outside the car.

I break down the interior cleaning process into a number of stages. This involves addressing the following areas in turn:

AREA	ITEMS INCLUDED
Carpets	Foot wells - front and back as well as any mats
Rubber Trim	Doors, windscreen, seatbelt mounts, outside trim
Plastic Trim	Door covers, dash, centre console and rear view mirror
Leather Trim	Seats, steering wheel, gear stick

As there are so many tools and steps I've included a table at the end of the article for a summary of all steps, solutions and rest times.

The Technique – Carpets

I'm sure we have all vacuumed our vehicle carpets before so there is probably very little I can add. However, I'll suggest a few of ways in which you can approach the task so cleaning is efficient and easy.

I prefer to use an electric vacuum cleaner. Hand held battery cleaners can prove difficult to fit into some spaces and their suction can weaken very quickly. The hose, attachments and greater power of electric vacuums make the cleaning faster and I believe I get a better finish.

1. Vacuuming can be a tiring process with all of the bending and getting into awkward positions to clean tight spaces, so I use my energy on the hard to reach spots first leaving the easier areas till last. Start by vacuuming any mats you have removed then do the floors both front and back and around the front seats.
2. On the floors I use a soft bristle attachment. This gently pushes the carpet fibres back and forth loosening any dirt and sweeping it into the vacuum.



Floors first with brush attachment

3. Next, clean around the front seats. Use a long nose attachment. It is narrow and long so easily fits between the seat and the side wall panels and centre console more easily. Slide your seat all the way back and clean along the front side areas of the floor next to the seat. Then, slide the seat all the way forward and clean the remaining areas along the side towards the back next to the seat. While the seat is forward you clean the back floor under the front seat. Use the bristle attachment here.
4. Finally, move the seat back to its normal position ready to do further cleaning in the front of the vehicle.



Vacuum beside front seat with long narrow nozzle



Vacuum beside front seat – rear portion

The Technique – Rubber Trim

Cleaning the rubber trim will keep it looking dark and new. It will replace essential oils lost due to exposure to weather, sun and heat. Well-maintained rubbers will not show any signs of UV damage like cracking, hardening or blotchy whitening.

1. Start with the door jam and the rubbers that run around the door itself. Apply a dab of gel about the size of a 20cent piece to your applicator. Squeeze the pad together a little to spread the gel into the pad.



Apply gel to pad

2. Slowly rub the pad along the rubbers to ensure an even application. It will look a little wet but this tells you that enough has been applied. If it looks dry then repeat with more gel and go more slowly. As a guide, one dab should do the door jam and another dab will do the door rubber. Immediately run your applicator pad backwards and forwards along the rubber where you have applied the gel. This will help spread it evenly and ensure it begins to penetrate the rubber.

TIP: Be sure to push your applicator pad in between any grooves or creases in the rubber to ensure an even coverage.



Apply gel slowly and evenly to door rubbers

3. Leave the gel sit for some time to seep in. I do the door jam and door on one side of the car first and let them sit while I do the opposite door. After I've finished the second door I return to the first door and wipe of any excess. I have found that this sitting time allows the gel to seep into the rubber more effectively and it will last longer between applications.
4. After the gel has been sitting and seeping in, it's time to wipe away any excess to leave a dry finish. Use a Big Blue Softie or a normal microfibre cloth. We don't have to protect the rubber from scratching so a normal microfibre is fine for this cleanup job.



Remove excess gel to leave a dry finish

CAR CARE Tools, Techniques & Tips

Episode 5 – Cleaning & Protecting Interior Surfaces

5. There are a number of other areas where you should apply your rubber trim gel. Tick these off as you move around your car:

- () All door rubbers
- () Windscreen rubbers
- () Roof rubbers (for convertibles)
- () Body trim rubbers (for convertibles)
- () Boot rubbers
- () Bonnet and engine bay rubbers
- () Wiper blade rubbers
- () Seatbelt anchor rubbers

For each area use the same application, rest and removal process as described for door rubbers.



Apply gel to body trim rubbers

If you have a convertible be extra careful when applying the gel to your windscreen rubbers. They have many grooved areas and water channels to drain the water away

TIP: Be sure to push a cotton bud down any drain holes to ensure they are not blocked. Moisten your cotton bud with a little gel and gently apply this to the inside of the rubber drain holes. Dry the holes in a similar way after the gel has had time to seep in. Use a dry cotton bud to wipe away any excess gel from inside the drain hole.



Apply gel to windscreen rubbers - convertibles



Clean and protect drain holes - convertibles

Seatbelt holders are made of rubber on some models. They are out of site and out of mind but do require cleaning and protecting to ensure longevity.



Rubber seatbelt anchor after gel is applied

The Technique – Plastic Trim

There are a number of areas inside your car where plastics are used. It is important that these are regularly cleaned and protected to ensure longevity.

Inside your car gets very hot in summer. This leads to evaporation of oils from plastic trim and it is this that causes a haze on the inside of your windows. These plastics are also exposed to UV rays that will cause the plastic to break down, discolour and crack over the years if they are left unprotected. Tick these off as you move through the inside of your car:

- () Doorway floor well plastics
- () Lower portions of seat construction
- () Inside door panel covering plastics
- () Rear view mirror plastic surround
- () Dash trim and instrument panel plastics
- () Under-dash shrouds (eg. in front of knees)
- () Glove box plastics
- () Convertible covers

1. Use Autoglym Bumper and Trim gel. Spread evenly over the plastic surfaces with an applicator pad. Allow it to sit for a few minutes then wipe excess away with a Big Blue Softie.

Here are some examples:



Apply gel to door jam entry and seats

2. Doors can be covered in vinyl, plastic and leather trim. Look carefully to determine what is where and apply the appropriate protective dressing. On my doors I have both plastic and leather. I'll apply the Autoglym gel first. Later, I'll apply leather cleaner and conditioner to the leather portions of the door trim.



Apply gel to door plastics

3. If you have a recent model convertible you will be familiar with the plastic surrounds and covers for the roof mechanism cavity area. These can be weathered quickly if exposed to the sun. I frequently have these covers inserted at car shows and so constant gel application is vital for their protection. Apply, let rest for 2 - 3 minutes and remove with a Big Blue Softie.



Removing gel from convertible covers

4. The plastic covers on your instrument panel also need protection as they are often forgotten when cleaning. They need to be vacuumed using the soft brush tool, carefully wiped over and then protected with Plexus.

Plexus spray is used on all clear plastics, both inside and out. It restores lost oils and adds UV protection. Regular application of Plexus to clear plastics will maintain its clarity and stop it from breaking down and discolouring that can be caused by exposure to UV radiation. Here I'll be using it in the interior on the instrument panel.



Apply Plexus to clear plastics - instrument panel

5. Spray the Plexus onto a folded normal microfibre cloth then carefully wipe it over the plastic area to be protected. Rub it over a few times so even coverage is achieved and then let it sit for about 60 seconds allowing it to seep into the plastic. Buff away any haze using the long pile side of a Big Blue Softie then after 60 minutes give a final polish with a Drop Bear.

The Technique – Leather Trim

Many areas inside the cabin of your car contain leather trim. Leather seats are the obvious area but leather can also be on your door trim, centre console, gear stick knob and shroud. These all need to be cleaned and protected on a regular basis to eliminate dirt and to re-nourish with essential oils to help them retain their suppleness.

Heat, humidity and body oils affect leather. Oils in the leather are evaporated and constant sitting or touching transfers dirty body oils onto the leather.

Dust will also accumulate in the grooves and joins of the leather. All of these contaminants need to be cleaned away and protective oils replaced to give your leather trim the maximum life and to minimize wear and tear from constant rubbing of dust into creases and joins.

CAR CARE Tools, Techniques & Tips

Episode 5 – Cleaning & Protecting Interior Surfaces

Cleaning Leather Trim

Our first step is to vacuum the seats, headrests and other areas where dust has accumulated. This includes the gearstick assembly and centre console.

1. Vacuuming the seats will remove any loose dust, fluff and other general matter. Use the soft bristle brush attachment as we do not want to scratch the leather or vinyl. Don't just brush over the seats but get between the grooves of the joins between the leather or vinyl sections. This will remove any dirt between the grooves and thus minimize any grinding wear that such dirt can cause. This goes for cloth seats as well.

TIP: Spread joins apart with your fingers so you can see the seams between the leather that is stitched together and vacuum dust from these areas.



Vacuum creases on seats to remove dust/dirt

2. Work your way from the front seats to the back seats until all have been vacuumed and dust removed. You can finish the vacuum stage by vacuuming around the door handles, air vents and arm rests to remove dust from these areas also. You don't want to be applying cleaner or conditioner over the top of dusty leather on your seats, doors or trim.
3. Next we will apply cleaner to the leather seats. Whether you have leather, vinyl or fabric there will be a product for your specific application. I have been using Pinnacle leather/vinyl cleaner. There are other brands of similar cleaning products. No matter which one you use you should ensure it offers UV protection – as too should the conditioner you choose to use.

TIP: See the summary table for various Bowden's products for leather, vinyl and fabric interiors.

4. Apply a dab of the cleaner, about the size of a 20cent piece, to an applicator pad. Squeeze the pad together slightly then begin applying it to the seat. One dab should do about half a seat base. Another dab will do half the seat back. Then use similar amounts on the back and side surfaces of the seat. Work the cleaner into the seat carefully and let dry to a haze only. This should be about 20 seconds only.

TIP: Don't let the cleaner sit on the leather or vinyl for too long. You do not want it to dry completely. The reason for this is if there is any dust still remaining on your seat then it will dry along with the cleaner and stick back onto the seat like mud. You want to be able to lift off both the cleaner and any residual dust trapped in the cleaner reasonably quickly to leave a clean surface ready for protection to be applied.



Apply cleaner with applicator pad

5. Work your way around each seat cleaning then removing the cleaner after it has hazed for about 20 seconds. Only clean a small section of the seat at a time before removing the cleaner.

Work around your seat cleaning the following sections one at a time and removing the cleaner after each section has been done. Removal is explained in the next step.

Follow this sequence for front and rear seats:

- () Seat base and seat side bolsters
- () Seat base side surrounds
- () Seat backrest – middle and side bolsters
- () Seat backrest sides and top
- () Seat back – back side
- () Headrests

6. Now we need to remove the cleaner. It's best to dry one section at a time about 20 seconds after the cleaner has been applied. Use a Big Blue Softie with the long fibre side to dry off the cleaner and lift away any residual dust from the leather. The long fibre side is more absorbent than the short fibre side.

Continue to apply cleaner, let sit for 20 seconds then remove cleaner from the areas you have cleaned.

TIP: Turn cloth frequently and when all cleaning is done buff with a Drop Bear to ensure all cleaner has been removed and surfaces are completely dry in preparation for the application of protection.



Remove cleaner with Big Blue Softie

7. Continue to clean leather in all areas of the interior. These can include the following. Tick off as cleaned:

- () Steering wheel (can get very dirty)
- () Gear shift knob and shroud
- () Door armrests and door cover trim
- () Centre consol



Clean and protect leather on steering wheel



Protecting leather trim

Protecting Leather Trim

Adding conditioner to your leather or vinyl interior will prolong its life by protecting it from water (sweat), heat and UV rays. Conditioning will keep it supple and more resistant to cracking. The procedure for conditioning will be similar to the cleaning process.

Again, use your favourite conditioner. I happen to use Pinnacle leather conditioner, mainly because that's what I have left in my collection of potions.

You could use Bowden's as well. In fact, when my current store of cleaner and conditioner is finished I'll be switching over to Bowden's so I know I'm using an Australian product that is environmentally friendly.

TIP: The Bowden's products to use would be Leather Love for general cleaning and light protection followed by Leather Guard for more permanent protection.

Both are modern formulas made for modern leather construction interiors. Both are pH neutral, provide moisture protection, UV protection and are not greasy. They leave no white residue, as do some products and, after application, they leave a non-slip surface. Importantly they don't contain silicone that can dry leather or vinyl.

1. Use another foam applicator pad. Apply some conditioner to all leather surfaces. Like the cleaner, use a 20cent size blob on the pad. Follow the procedures and sequence as for using cleaner.

2. After each section has the conditioner applied allow it time to penetrate the leather. TIP: Apply conditioner to the entire seat before wiping off any excess. You can easily let it penetrate for about 3 to 5 minutes before gently wiping it off with the long pile side of a Big Blue Softie microfiber cloth.

3. Move to another seat and repeat the application, wait, and then wipe away excess. Follow the list of areas to be treated above ticking each off as you go.



Remove conditioner with Big Blue Softie

4. Once you have conditioned all leather areas of the interior and wiped away any excess, let it all rest and cure for about 60 minutes. This will give the conditioner time to penetrate deeply into the leather or vinyl so it can do its job properly.

CAR CARE Tools, Techniques & Tips
Episode 5 – Cleaning & Protecting Interior Surfaces

- 5. Grab a Drop Bear microfibre cloth and gently buff over all leather/vinyl surfaces you have conditioned. We use this long pile microfibre as it is super absorbent and will easily lift away any excess conditioner that may be remaining on or caught between folds and creases in the leather.
- 6. If it has been some time since your last cleaning and protection you may like to apply a second coat of conditioner. Just follow steps 1 to 5 in this section.

Now your interior is clean and protected, it's time to show it off at a car show knowing it can withstand the weather and whatever else happens to step inside!

Wait! You may be wondering what to do if your car has really dirty carpets, seats that are showing worn-in dirt and sweat marks and an engine that needs a really good blast to get it back to looking new.

Well, stay tuned for a future article where I show you a complete vehicle makeover from top to bottom both inside and out where I concentrate on the big problem areas.

Many of the tips and techniques I've shown in this and previous articles would have been done after a thorough wash and clean, but in the future article my emphasis will be placed on the problem areas so many new tips and techniques will be explained for a car in need of a really thorough detailing.

The Tips – Cleaning & Protecting the Interior:

Keep the following tips in mind when cleaning and applying protection to the interior:

- 1. Clean one small area at a time before the next.
- 2. Use an electric vacuum.
- 3. Clean between grooves and stitching of seats.
- 4. Apply cleaner and conditioner with a pad.
- 5. Give the conditioner time to penetrate before wiping the excess away.
- 6. Let protected areas sit for an hour before giving a final buff with a Drop Bear microfibre.
- 7. Use clean, dry cloths for removal and buffing. Change them often if they become moist.

What's up next?

In the next article, episode 6, I'll explain how to clean and protect a convertible soft top. TIP: I'll also be explaining some issues that have arisen recently with modern soft tops and how to fix these and how to ensure your reversing camera stays operative!

Happy Cleaning!



Cleaned and protected ready for anything – inside and out!

Cleaning and Protecting Interior Surfaces
Interiors Product Table – Products and correct use

Area to be treated	Product/s to use	Application method	Rest time	Removal	Frequency
Carpet	Use an electric vacuum Soft brush attachment Long nose attachment	Use the vacuum with the following attachments for the sections mentioned Soft brush – floors, the seat itself, dash instruments, air vents, switches and knobs Long nose – beside seats	No product rest time here. Don't work too quickly – be thorough and save your energy!	Be sure to vacuum the floor mats as well	Every Wash Every time you wash your car you should vacuum the interior
Rubber Trim	Bowden's Vinyl Revival OR Autoglym – Bumper and Trim Gel applied with an applicator pad Big Blue Softie – long pile side used for removal Cotton bud for tricky areas	Spray/Dab onto an applicator pad: () All door rubbers () Windscreen rubbers () Roof rubbers (for convertibles) () Body trim rubbers (for convertibles) () Boot rubbers () Bonnet and engine bay rubbers () Wiper blade rubbers () Seatbelt anchor rubbers	Do one set of door rubbers then another. Return to the first door for removal and then the second Let each rubber area sit and rest after applying gel before removal	Remove with a Big Blue Softie	Seasonal Seasonal treatment should provide a thorough cleaning and provide continued protection
Plastic Trim	Bowden's Vinyl Revival OR Autoglym – Bumper and Trim Gel applied with an applicator pad Plexus – for use on clear plastic instrument covers – applied with a normal microfibre cloth Big Blue Softie – long pile side used for removal Drop Bear for a final buff	Spray/Dab onto an applicator pad: () Doorway floor well plastics () Lower portions of seat construction () Inside door panel covering plastics () Rear view mirror plastic surround () Dash trim and instrument panel plastics () Under-dash shrouds (eg. in front of your knees) () Glove box plastics () Convertible covers	Vinyl Revival Autoglym Rest for 2-3 mins Plexus Rest for 60 secs After 60 minutes	Big Blue Softie – long pile side Big Blue Softie – long pile side Drop Bear buff	Seasonal Seasonal treatment should provide a thorough cleaning and provide continued protection
Leather Trim	Use an electric vacuum Soft brush attachment Bowden's Leather Love OR Pinnacle leather/vinyl cleaner applied with applicator pad Bowden's Leather Guard OR Pinnacle leather/vinyl conditioner applied with applicator pad Big Blue Softie – long pile side used for removal Drop Bear microfibre for final buffing	Leather/Vinyl Seats () Seat base and seat side bolsters () Seat base surrounds () Seat backrest – middle and side bolsters () Seat backrest sides and top () Seat back – back side () Head rests Additional leather areas () Steering wheel (can get very dirty) () Gear shift knob and shroud () Door armrests and door cover trim () Centre console	Cleaner Rest for 20 secs Conditioner Rest for 3-5 mins Allow to penetrate for up to 1 hour before final buff	Big Blue Softie – long pile side Final Buff with Drop Bear cloth Big Blue Softie – long pile side After 1 hour Final Buff with Drop Bear cloth	Coupe – Half Yearly Cleaning Conditioning Convertible – Seasonal Cleaning Conditioning If not conditioned for a while then apply a second conditioning
Clear Plastic instrument panel	Use an electric vacuum Soft brush attachment Plexus with microfibre cloth Big Blue Softie for removal Drop Bear microfibre for final buffing	Use the vacuum with the soft brush attachment Spray onto microfibre cloth - spread evenly * On navigation screens use glass spray and dedicated glass microfibre only	Let rest for 60 seconds Allow to penetrate for up to 1 hour before final buff	Big Blue Softie – long pile side After 1 hour Final Buff Drop Bear cloth	Coupe – Half Yearly Convertible - Seasonal
Bowden's Products		Uses and Properties			
Leather Love		General cleaning and light protection. Gentle cleaning properties with antibacterial, mould and mildew inhibitors. Light conditioning only.			
Leather Guard		More permanent protection. pH neutral, UV protection and water-resistant. Rejuvenates leather oils.			
Vinyl Care		Use on vinyl dashboard areas and rubber trim. Gentle cleaning properties with antibacterial, mould and mildew inhibitors			
Vinyl Revival		For exterior vinyl, rubber and plastic. Great for use on vinyl roofs, ute tonneaus, car bras, rubber mats, black plastic trim. Mid sheen finish and can be safely used under the bonnet on plastic covers and rubber hoses.			
Plexus		Not a Bowden's product and generally not available from Autobarn or SuperCheap Auto. A plastic cleaner / protectant / sealant polish– used to restore oils lost from clear plastic and seals it to prevent UV damage. This is a product used by motorcyclists and boating enthusiasts. Available from Peter Stevens Motor Cycles. Check this site for your nearest store locator: https://www.peterstevens.com.au/locator Does have stores in Melbourne CBD (3), Ringwood (1), Geelong (2) and Dandenong (1)			
Fabra Cadabra		Spray used to clean dirt, oil and stains from interior fabric, Alcantara (like suede) and ultra-suede, carpet and hood linings.			
Fibratection		Spray protectant for fabric interiors including seatbelts. Adds UV protection and water resistance so protects from spills.			

JULY 2019 CLUB MEETING

Wednesday 17th July 2019
The Reggio Calabria Club, Parkville



Meeting opened 8:20pm By the President, Ian Collins.

APOLOGIES

(as per sign on book)
Jan THIEDMAN.

WELCOMES: Ian Collins

Ian welcomed Sue BAILEY to the meeting and a thankyou for the Bendigo boys for the trip down.

MINUTES OF PREVIOUS MEETING

The Minutes of the previous meeting held in June were read and confirmed.

Moved: L.SPARROW Seconded: K.HARRISON.

TREASURERS REPORT

No treasurers report due to him holidaying.

SECRETARY'S REPORT

From 10/65/2019 Incoming

P.SHEEHAN	Nationals delegates meeting minutes
S.COLEMAN	Membership payment question
C.HOPPER	Cancel emails please
Leanne (WOLF)	Possible presentation at meeting
P.WHITFORD	Advice needed for Mustang covers
G.WALSH	Membership payment advice
BADGES	Order on 45 yr and 10 yr badges
B.LORICH	Mustang Racing Update for website
N.MURRAY	Gatherings for club in Geelong area.
I.JOHNSON	Traralgon run destination advice

SENT

All returns as above.

AOMC	CPS application to VicRoads
S.CROWL	CPS enquiry
B.LORICH	Mustang Racing update for website?
Leanne	WOLF presentation at meeting
N.DEMAJ	Numerous attempts of contact

NEW MEMBERS

3351	WHITLA MARK	3122	67	F/B BLACK
3352	NICHOLS TERRY	3429	66	COUPE WHITE
3353	LEWIS CLINTON	3038	65	RED
3354	THORPE ROB	3136	19	GT MAGNETIC GREY

Membership Current 1079 as at 10/6/19

Email list updated.

AGM EXTENSION: By Ian Collins

Ian reminded all those attending that the AGM meeting would be carried over until the next meeting so that legal advice could be sought for the new changes in the club constitution.

SOCIAL: Tony Borg

EVENTS SINCE LAST MEETING

Cruise Day to Traralgon and Surrounds, Sunday 16 June 2019

A total of 40 Melbourne cars took the drive to Traralgon where a local member, Evan, met us on the outskirts of Traralgon, and led us to the venue at the Traralgon Recreational Reserve, where club members from the surrounds met us, a total of 72 cars attended the display. Raffles and donations were taken from attendees and a total of \$640 was collected for the local farmers assistance fund. Following the display, Evan once again led us up the road to Walhalla, where afternoon tea was served to those members attending, before some took the local scenic train ride through the hills. A big thanks to Evan, from Traralgon for arranging the event.

MOCA Vic Brimbank Park Claytons Concourse

Sunday 30 June 2019

A total of 67 cars gathered at Brimbank park, carpark C, for what turned out to be a nice day for the last day of June. Bacon and egg rolls were served to members following by snags, a big thanks to those who assisted Barry.

UPCOMING EVENTS

MOCA Vic Christmas in July Social

Saturday the 20th of July 2019

Come along and enjoy a great evening with the Tree Amigos, Trivia Quiz, good food and the company of your fellow club members. The night also includes a special presentation from a local wine expert, speaking on the finer points of Wine and Wine drinking. At the Central Club Hotel 293 Swan Street Richmond A cover charge of \$40 a head applies and includes Dinner and Sweets and all the fun you can handle, drinks at bar prices. Dress for the night is Semi Formal, so come along and show off your finest. The fun starts at 6:30pm so be there and enjoy a great night. To Register contact Tony directly on 0411 406 760, use the App or email mustangclubevents@gmail.com We have 40 confirmed attendees for this event, monies can now be collected at the next club meeting, June 18th

Saturday the 27th of July 2019

This morning the club will be putting on a display at the Autobarn on Maroondah Hwy, Ringwood. The outlet's manager has arranged for prizes and discounts for attending members and hopes to get a large amount of Mustang lovers down to the shop and also look over your magically displayed beauty. More details on this display to follow. To Register contact Tony directly on 0411 406 760, use the App or emailmustangclubevents@gmail.com

Central Crew Coffee Morning, Saturday 10 August 2019

Rocklea Homemaker Centre 239 to 249 High street Kangaroo Flat Meeting at 9am All Welcome Contact Angela on 0438699515 to register

Geelong Museum of Motoring and Industry, Sunday 18 August 2019

23 Waymouth St, Hamlyn Heights VIC 3215 Come along and see some of the amazing cars on display, along with a myriad of Ford Factory display items and Industry Artefacts. Meeting at the BP Servo on the Geelong Ring Road, Geelong Bound, at 0900, for a 0930 depart, and the short drive to the Museum. Entry is \$12 per person, and includes a light morning tea. Then, join us for lunch at one of the local establishments. Bookings for Lunch are essential, so please let Tony know. To Register contact Tony directly on 0411 406 760, use the App or email mustangclubevents@gmail.com

Tony also tried out a couple of trivia question to see how those attending went. Both Barry and Warwick won themselves a CD each.

WELFARE: Ian Collins

Ian informed the meeting of the passing of Ian JOHNSON who his boss at GTV9 and also worked at Crown for 5 yrs. He was there during the Footy Show and had some amusing stories to tell about the man. Ian announced the passing of Frank LACY. He was known in the club for doing a lot of conversions on earlier model Mustangs. Ian met him 38 yrs ago and still owned 2 of his older cars. A few from the club attended his funeral.

WARWICK TALK

Thank you for the Prince Charles joke.

MUSTANG MOTORSPORT: Craig Dean

Craig explained that there was a run coming up to his workshop for the new GT350. The workshop has recently been renovated and he announced that the wide body Super Snake would soon start. Craig produced a boys brigade polo shirt which was donated to be auctioned off.

Polo shirt produced \$55.00 sale

MUSTANG RACING: Bob Lorch

Bob announced that this weekend they would be racing at Sandown and then at the 6hr for the following weekend.

BOSS REGISTRY: Andre Stoffers

The registry is going ok. There was a '70 Boss engine for sale for \$10 K but things were slowly getting there.

ROUND UP: Ian Collins

The date was possibly going to be the 27th of October and it is to be confirmed that the event will be at the Dandenong Show Grounds.

GENERAL BUSINESS

Karen CORNISH needs some girls from the club to go for a sky dive at Tooradin. We could make it a club run.

Members going to Bathurst camping in the Section D site 13.

TASMANIA TRIP: Ian Collins

It's looking to be the 15th and 16th of February, 2020 and there is a chance that we will attend a show that they will run down there.

AUCTION

Auction of a donated polo shirt from Mananartu Mustang Club \$30.00 by T.BORG

Ian reminded all of those attending that the club magazine could be expected to be delivered next week.

BUY, SWAP & SELL

300cc Kawasaki	\$4500.00	by K.CORNISH
289 HiPo manifold with ceramic coating	\$500.00	by Mark KERNOT

RAFFLES

Door prize Tony CROSARA 1:18 GT Mustang model

Mug of the month went to Peter ALDERSON

Various winners of the raffle won prizes

Lucky Members Draw - July \$1500.00

Not attending member at meeting was 1120 .. Sorry Ted CUNNINGHAM \$1600.00 to be won possibly at the next month by someone. Remember: You need to be in attendance to win it.

MEETING CLOSED:

9:28 pm Minutes recorded by C.McKENZIE

NEXT MEETING

Wednesday 20th August, 2019
Reggio Calabria Club, Brunswick Rd. Parkville



TEAM App MOCA VICTORIA

**DOWNLOAD THE 'TEAM APP'
& STAY UP TO DATE WITH
ALL THE LATEST CLUB EVENTS.**



Smart phone & Tablet Compatible.

NEED HELP?

Contact Tony Borg

via email: mustangclubevents@gmail.com

or phone: 0411 406 768



FOLLOW THESE STEPS

1. Download 'TEAM App' from the Apple or Google Play App Store.
2. Sign up to TEAM App. You will be sent an email to confirm your registration.
3. Log into the App and search for 'MOCA VICTORIA'.
4. You DO NOT need to select an access group.
5. If you don't have a smart phone, go to mocavictoria.teamapp.com to sign up and view the App online.
6. DONE!

Available on the
App Store

ANDROID APP ON
Google Play



AUGUST 2019 CLUB MEETING

Wednesday 21st August 2019
The Reggio Calabria Club, Parkville



Meeting opened 8:28pm By the President, Mr Ian Collins.

APOLOGIES

(as per sign on book)

Nick & Kaye DYVESTYN, Jan THIEDMAN, Daryl CHAMBERLAIN,
Geoff GRACE, Ken HARRISON, Craig DEAN, Barry HAZELDENE.

MINUTES OF PREVIOUS MEETING

The Minutes of the previous meeting held in July were read and confirmed.
Moved: L.SPARROW Seconded: J.B. SPARROW.

TREASURERS REPORT – *figures subject to audit

TOTAL FUNDS AVAILABLE - JULY 2019 **\$308,765.34**

SECRETARY'S REPORT –

From 10/7/2019 Incoming

S.DAY	Membership renewal enquiry
A.SHUGG	Membership renewal enquiry
T.GOKTAS	Eleanor now sold & Thanks
AOMC	Invoice \$511.00
N.BUTLER	Request for Email account
CAMS	Business workshop/ maintaining sponsors
R.MINOGUE	Maling Rd, Canterbury Car Display 18th Aug
I.ROSS	AOMC
C.BELL	Mustang wanted for wedding/ on hold
K.Mc PEAKE	Meeting date ?
Karen & Adrian Non MOCA	Cars needed for wedding 2021
A.MARLIN	CPS car sold/ plates to be returned
G.BELFIELD	Membership renewal enquiry
G.VARCOE	Membership renewal enquiry updated
C.SAWTER	Change of address
J.HOLLINGSWORTH	Membership renewal enquiry
J.BOLDISTON	Membership renewal enquiry
C.DEAN	Motorclassica
P.THOMSON	Lost keys with MOCA tag?
T.ALLWRIGHT	Concourse car and bike show
T.ROGIC	Membership renewal enquiry
T.LOW	Membership renewal
P.PEPI	Car sold and resignation from club
C.DEAN	Car spots for show
T.JOHNSON	Teena and Ian resignation due to ill health
M.VEENHUIS	Wanting emblems etc Netherlands MOCA
B.FARRELL	Membership renewal enquiry
K.PYGALL	Membership renewal enquiry
P.DIXON	Membership renewal enquiry (New)
U.SCHAAK	Looking for extra copy of magazine
G.SMITH	Membership renewal enquiry (Exp permit)
Vince	65 +1/2 for sale, Wimbledon white \$29 K

SENT

All returns as above.

N.DEMAJ
AOMC
Numerous attempts of contact/ no return
VicRoads enq.

NEW MEMBERS

3358	MARZIANO ADRIAN	3930	66	F/B WHITE
3359	LONG KEVIN	3564	65	GT WHITE
3360	DEANE ROB	3158	18	GT ORANGE FURY
3361	DOLE LES	3987	70	BOS302 RED
3362	RICE DAVID	3136	67	SHELBY GT350 BLUE
3363	ATSIARIS NICK	3152	66	COUPE BLACK
3364	TUCKER DARRYN	3016	69	MACH1 F/B JADE
3365	MILLS NORM	3807	70	SHELBY GT500 S/JADE

Membership Current 1088 **as at 10/8/19**
Email list updated.

WELCOMES: Ian Collins

Ian welcomed the Mustang boys who hadn't attended for a while as a group. He also thanked the Bendigo boys for the trip down.

WELFARE: Ian Collins

Ian & Teena JOHNSON have had to retire from the club due to Ian's bad health. They will be sadly missed but will continue to receive a copy of the club's magazine at no cost.

Meeting halted at 8.37pm for Annual General Meeting. Meeting recommenced at 8.42pm.

Another WELCOME: Ian Collins

Ian welcomed Sue BAILEY and acknowledged her being at the meeting.

CLUB MAGAZINE: Ian Collins

Ian acknowledged how good the recent magazine looked. Colin reminded everyone that the close off for any articles was the 4th of September, 2019.

Our new member Steven HARRINGTON was awarded the best article the latest magazine being \$50.00 that can be used in our merchandise shop.

CHRISTMAS IN JULY: Ian Collins

Ian reminded everyone of the recent Christmas in July party held at a hotel in Richmond. Ken and the Amigo's were congratulated on doing a great job with the music on the night and entertaining everyone. He spoke to all that attended the night and they all had a great time. This was our first time holding this event and it will continue into next year's calendar. Ian also thanked Tony for his committed work in getting the event off it's feet and being so successful.

TASMANIAN A.G.M: Ian Collins

Ian visited Tasmania for their AGM. His trip down there was a bit of a shock with changes in air temperature but when arriving was a good day with about 50 members attending the meeting with plenty of cars out. He reported that they now have just under 100 members and have a sizeable \$5000.00 in the bank already. They will be holding their first car show next year during our trip down there next year which will be held on the grassed area of Government House near the market. This is a trip to get ready for in February, between the 11th to 16th. Costings by the trip committee should be available by the next general meeting.

SOCIAL: Tony Borg

EVENTS REPORT MAY 2019

EVENTS SINCE LAST MEETING

MOCA Vic Christmas in July Social Saturday the 20th of July 2019

A total of 53 members attended MOCA Vic Christmas in July Social and Celebration of the 45th Anniversary of the Club.

A fantastic time was had by all, raffles, auctions, good food, wine, great company, activities and of course the awesome Tree Amigos who put on a great show keeping the crowd on their feet dancing the night away. The event was a fantastic success, thanks to all those who contributed, including Wendy and Andrea Stoffers, Ian and Davina Collins, The crew from the Richmond Club Hotel, especially Sonja and John and all those who attended.

We will surely be having similar nights in the future, so watch the calendar for more events like this one.

This morning the club will be putting on a display at the Autobarn on Maroondah Hwy, Ringwood. Saturday the 27th of July 2019

A total of 27 members attended with their steeds, putting on a beautiful display, a big thanks to those who supported the event, especially Ian Collins for organising and coordinating on the day.

Central Crew Coffee Morning, Saturday 10 August 2019

Rocklea Homemaker Centre 239 to 249 High street Kangaroo Flat
A total of 6 members braved the weather in their cars to get together for a coffee.

UPCOMING EVENTS

Geelong Museum of Motoring and Industry, Sunday 18 August 2019

23 Waymouth St, Hamlyn Heights VIC 3215

Come along and see some of the amazing cars on display, along with a myriad of Ford Factory display items and Industry Artefacts.

Meeting at the BP Servo on the Geelong Ring Road, Geelong Bound, at 0900, for a 0930 depart, and the short drive to the Museum.

Entry is \$12 per person, and includes a light morning tea.

Then, join us for lunch at one of the local establishments.

Bookings for Lunch are essential, so please let Tony know.

To Register contact Tony directly on 0411 406 760, use the App or email mustangclubevents@gmail.com

Custom Mustangs Open Day, Sunday 8 September 2019

4/87 Clifton Grove, Carrum Downs VIC 3201

Our long time Sponsors, Stephan and Robin, of Custom Mustangs, have invited us along to their outlet, and have a good look around at what they have to offer. Club members can take advantage of the special discount rate, and enjoy the company of their fellow members.

The club trailer will be there cooking up a storm.

Be there from 9am

To Register contact Tony directly on 0411 406 760, use the App or email mustangclubevents@gmail.com

Central Crew Coffee Morning, Saturday 14 September 2019

Rocklea Homemaker Centre 239 to 249 High street Kangaroo Flat

Meeting at 9am All Welcome

Contact Angela on 0438699515 to register

Tony welcomed our new member Steven HARRINGTON. Steve is still looking for his first Mustang.

WARWICK TALK

Thank you for the talk about the President.


MUSTANG RACING: Bob Lorch and the rest of the team

Bob welcomed the rest of the crew that we hadn't seen for a while. Bob talked about their recent event at Phillip Island in which the BMW was forced out of the field. They had 48 cars and ended up running 2nd all day with the B team coming 36th with the 3rd team coming 43rd.. The dress up night still happened at the motel.

With both events, the Island and Sandown the teams produced a 3rd place which was well done.

Bob reminded everyone of the Historic's to be held in October.

Robbie TUCKETT talked about his recent trip to Kokoda in Papua New Guinea. He amazed everyone that it was one of the greatest things he had ever done in his life. He had walked to heights of 2190 metres up and down hills and at each stop there was no hot water, electricity or a phone. It had raised \$23,900.00 for prostate cancer research. He thoroughly recommended the trip to the meeting's members.



CONCOUR'S UPDATE: Adam Richmond

Adam explained that the Round Up was heading back to the show grounds at Dandenong. The only availablke date was the 27th of October. Forms for attending the dinner were out the front. Member of the year for country and city member as well as the life membership award. This will be the 50th anniversary for '69 models which will be show cased in the show. They should all be in early for a decent display.

BOSS REGISTRY: Andre Stoffers

The registry is going ok. There was a '70 Boss engine for sale for \$10 K but things were slowly getting there.

ROUND UP: Ian Collins

The date was possibly going to be the 27th of October and it is to be confirmed that the event will be at the Dandenong Show Grounds. The Boss vehicles will have their own set up area. There is a Boss engine for sale as well as a Grabber Green car being up for sale soon. Price is POA.

MEMBERSHIP YEAR BADGES

A few members received membership year badges. Ben STOFFERS was congratulated for receiving his 25 year badge. A good effort considering that he is only 26 years old. Anyone that thinks that they are due for a year badge can apply to the club secretary with the date that they joined and what badge that they think they are entitled to.

AUTOMOTIVE HISTORIANS REPORT: Tony Lupton

Tony talked of his recent trip overseas and an event celebrating the 60th year of the Mini including the Cooper S mini. At the event he met up with the U.K Secretary of the Society of Automotive Historians. Tony also reminded members of the up and coming conference in late October to be held at the Royal Melbourne Institute of Technology. He tal;ked about a guest speaker who was going to relate his memory of the Mercedes Race Team. The theme for the event was 'The joy of Motoring'.

GENERAL BUSINESS

None.

BUY, SWAP & SELL

'64 to '73	spare wheel cover \$90.00
	Amplifier/mono block \$100.00
'71	Boss 351 Solenoid.
Plates	MUS64 Ken (Geelong)
'69	AM/FM radio wanted and offered from LHS of meeting. Resolved.
'66	Shelby manual offered by Daniel STOFFERS. POA.

RAFFLES

Door prize 1:18 Mustang model

Mug of the month went to Shane COLLISTER

Various winners of the raffle won prizes

Lucky Members Draw – August \$1600.00

Not attending member at meeting was 1579 .. Sorry David & Kate IRVINE

\$1700.00 to be won possibly at the next month by someone.

Remember: You need to be in attendance to win it.

Ian welcomed back Graham BELL who was looking slightly taller after a recent operation.

MEETING CLOSED

9.33 pm Minutes recorded by C.McKENZIE

NEXT MEETING

Wednesday 18th September, 2019

Reggio Calabria Club, Brunswick Rd. Parkville



SEPTEMBER 2019 CLUB MEETING

Wednesday 18th September 2019
The Reggio Calabria Club, Parkville



Meeting opened 8:34pm By the President, Mr Ian Collins.

APOLOGIES (as per sign on book)

Nick & Kaye DYVESTYN, Jan THIEDMAN, Daryl CHAMBERLAIN, Geoff GRACE, Ken HARRISON, Andy SHUGG, Greg HADFIELD, Athol BEATTY, Mac BARROT, Graham BELL.

MINUTES OF PREVIOUS MEETING

Minutes of the previous meeting held in Feb were read and confirmed.
Moved: L.SPARROW Seconded: R.ROHNE.

TREASURERS REPORT - figures subject to audit

TOTAL FUNDS AVAILABLE - AUGUST 2019 \$288,264.14

SECRETARY'S REPORT

From 10/8/2019 Incoming

Vince 0438 131 190	65 Coupe white twin exhaust 3rd owner \$29K vbd1@optusnet.com.au
K. SOUTER	Inability to attend meeting
C.SAWYER	Membership enquiry
R.LOCKE	Membership enquiry
I & Teena JOHNSON	Thankyou for replies on resignation
S.HARRINGTON	Acceptance to attend meeting
F.KOLARIK	Change of address to NSW
S.SWARBRICK	Invite for regularity racing W.A
S.HARRINGTON	Thank you for making new member welcome
N.BUTLER	Request re: Tassie trip
M.SMITH	Inability to attend meeting
I.YOUNG	Drive for Life invitation
J.HARALABAKOS	CPS enquiry
Cool stubby	Stubby holders for sale &2.80 each
M.THOMAS	Daylesford retreat accommodation offered
Geelong Revival	Vintage boats & caravan display entries open
Geelong Revival	Motorcycle race entries open
J.VELLA	CPS enquiry
K.LAMBERT	Muscle Car Charity display Sat Nov 2nd Birrarang Marr
A.DUNK	CPS enquiry
J.HARALABAKOS	Inability to attend Round Up
D.GORGIEVSKI	Bryant Park invite, team event Sun Sept 22nd
A.DENNIS	CPS enquiry
D.DUYVESTYN	CPS enquiry
National Aviation Museum	Moorabbin Now open for groups
T.ALLWRIGHT	Father day show at Beaumaris
J.VELLA	CPS enquiry
G.McINNES	Change of address
T. KILVINGTON	Bill PERIE New WA Secretary Assessment of memberships for National fees.
I.COLLINS	Change of meeting date
I.ROSS	AOMC enquiry awaiting VicRoads return file

SENT

All returns as above.	
N.DEMAJ	Numerous attempts of contact
AOMC	VicRoads enq. Re club
All	Mail out for Custom Mustangs open day.
CPS Non Financial members	Renewals req. for CPS to be valid.

NEW MEMBERS

3366	NADELMAN JEFF	3161	18 GT F/B	GREEN
3367	DEAS MALCOLM	3029	66	T/TURQUOISE
3368	PEDERSEN ASBJORN	3199	19 CONVERT	WHITE
3369	BLAIR STEWART	7018	69 S/ROOF	RED
3370	OPIE COLBY	3987	17 FM GT	YELLOW
3371	BOOTH MURRAY	7315	17 F/B	WHITE
3372	SULYOK NORBERT	3083	19 GT	VELOCITY BLUE

Membership Current 1093 as at 10/9/19 Email list updated.

WELCOME: Ian Collins

A warm welcome was given to Justin, Mel and Josephine HARPER who had been living in Queensland for the last couple of year and have returned back to Victoria.

WELFARE: Ian Collins

Has liaised with Geoff GRACE over email and Geoff is still going about the same, trying to keep well and is investigating nerve treatments overseas.
It was also good to see Sue BAILEY at the meeting.

CLUB MAGAZINE: Ian Collins

The magazine was nearly there and will be sent out by concours time

SOCIAL: Tony Borg

EVENTS SINCE LAST MEETING

Geelong Museum of Motoring and Industry. Sunday 18 August 2019

A total of 50 members in 26 Mustangs attended this event, with the majority meeting at the BP Geelong By Pass, before the short drive to the Museum, There the volunteers provided a short history of the museum, followed by a brief on a number of the displays. From there 40 members headed to the Little River hotel for lunch. A good time was had by all. Noting the Museum volunteers invited the club along to an open day to be held in early October 2019, more to come on that.

Custom Mustangs Open Day. Sunday 8 September 2019

52 members attended this open day at the newly opened venue of one of our primary sponsors Custom Mustangs, there the owners Stephan and Robyn welcomed all in attendance. Once again Barry and his crew cooked up a storm on the club bbq. Some of our members were also lucky enough to take out some of the prizes on offer in the raffle. All proceeds from the raffle were donated to the Isabella and Marcus Foundation.

UPCOMING EVENTS

MOTORCLASSICA. Saturday the 12th of October 2019

Melbourne Exhibition Buildings, from 0800 through to 1700.

Once again the team at Motorclassica have allocated spaces for our club to display our finest, be quick, as there are limited spots available, first in best dressed.

To Register contact Tony directly on 0411 406 760,

All places for this event are now allocated.

WARWICK TALK

Thank you for the talk about the world understanding opinions on hunger and food.

CAR RAFFLE: Ian Collins

Ian announced that the National Body MOCA, will be holding a car raffle being a 2018 Roush which has been sold by Craig DEAN of which the total of 10 prizes will be drawn at next years Nationals being held in Adelaide. Lynda is selling singular tickets here tonight but Ian is asking every member of the meeting to take at least one book away and sell it to friends and family.

Ian reminded everyone of the Concours dinner being held at the Amora Hotel and to see Wendy for bookings.



MUSTANG MOTORSPORTS: Craig Dean

The meeting started the talk by singing happy birthday to Craig. He reminded everyone to get in and buy tickets for the car raffle which proceeds were going to the Leukaemia Foundation.

He announced that he was retiring from Motor Racing and spending more time looking after his father's businesses and properties. He explained that he was also bring back his father's ocean going race boat and might do something with that in the future.

The meeting could see that "You can take a man out of the race, but you can't take the racing out of the man".

TASMANIAN TRIP: Deanne Colledge

De explained that a questionnaire had recently been sent out and returns described that the trip will be ready for in February, between the 11th to 16th.

There will be a show at the Tasmania Parliament House and the club was taking expressions of interest on who wanted to go.

So far they have 26 people with 13 cars at \$2200.00 per couple. For those needing further information can you contact TASSIE2020@mustangclubvictoria.org.au .

CONCOURS UPDATE: Adam Richmond

Adam explained that the Round Up was heading back to the show grounds at Dandenong. The only available date was the 27th of October.

Forms for attending the dinner were out the front. Member of the Year for country and city member as well as the life membership award.

This will be the 50th anniversary for '69 models which will be show cased in the show. They should all be in early for a decent display.

MENTAL HEALTH: Adam Richmond

Adam reminded the meeting about the need to check on others regarding mental health and that there was no harm in asking someone "Are you OK?" If in doubt seek help.

BOSS REGISTRY: Andre Stoffers

Andre spoke of the display coming up at the Round Up concours. At a recent display in Queensland they had 8 Boss models. A red Boss 429 recently went on sale in QLD.

MUSTANG RACING: Bob Lorch

The next event is at Phillip Island on the weekend and Andy CLEMPSON will be attending with his newly painted car which is looking great.

ROUND UP: Adam Richmond

Adam explained that the event's flyer had been completed and thanked Colin FALSO for the design and thanked Fredd BRIGGS for the use of his illustrations in it.

He needed volunteers for the parking and entry at the gate. He reminded everyone of the meal and cost was \$60.00 with meal and drinks included.

GENERAL BUSINESS: John Chapman

Had an update on Bill CANT. There was no change in his condition in that he still cant talk and is paralysed still down one side.

I.C reminded the meeting that Bill had counours more cars than anyone in the country.

BUY, SWAP & SELL

Nil.

RAFFLES

Door Prize 1:18 GT Model Well done to Dale ALFORD for winning

Mug of the month went to Tyler SPARROW

Various winners of the raffle won prizes

Lucky Members Draw - August \$1700.00

Well done to Adrian MADIA who was lucky enough to that cash prize.

\$100.00 to be won possibly at the next month by someone.

Remember: You need to be in attendance to win it.

Ian reminded everyone of the need to buy tickets in raffles to have a chance in winning. Lynda and Macka did well at a recent club event due to always buying their fair share.

MEETING CLOSED

9.27 pm Minutes recorded by C.McKENZIE

NEXT MEETING

Wednesday 16th October, 2019. Calabria Club, Brunswick Rd. Parkville

VICTORIA CLUB SOCIAL CALENDAR

OCTOBER 2019 - FEBRUARY 2020



DEADLINE FOR NEXT MAGAZINE - DECEMBER 4

Please email all your articles directly to colinmustangroundup@gmail.com

OCTOBER 2019

SUNDAY 6TH	GEELONG MUSEUM OF MOTORING & INDUSTRY OPEN DAY Following our attending this fantastic Museum, the volunteers have invited the club along to an Open Day. Be there from 10am Sunday the 6th of October 2019 and have a look at some of the cars on display. A donation of \$5 applies. To Register contact Tony directly on 0411 406 760, use the App or email mustangclubevents@gmail.com
SATURDAY 12TH	CENTRAL CREW COFFEE MORNING Rocklea Homemaker Centre 239 to 249 High St. Kangaroo Flat Meeting at 9am. All Welcome Contact Angela on 0438 699 515 to register
WEDNESDAY 16TH	MONTHLY CLUB MEETING REGGIO CALABRIA CLUB 476 Brunswick Rd, Parkville VIC 3052 at 8.00pm. Don't forget you have to be in attendance for your chance to win one of the following: LUCKY MEMBERS JACKPOT DRAW, MUG OF THE MONTH, DOOR PRIZE, and MOCA RAFFLE.
SUNDAY 20TH	CHELTENHAM CLAYTONS CONCOURS In the carpark, adjacent to the Cheltenham/Moorabbin RSL, Centre Dandenong Road Be there from 8:00 for Barry's famous Egg and Bacon Brekky Burgers, and followed by the usual lunch time fare. We expect a big crowd to this one, so make sure your let us know you are coming along. And don't forget, no lanyard no feed. To Register contact Tony directly on 0411 406 760, use the App or email mustangclubevents@gmail.com
SATURDAY 26TH	SANDOWN HISTORICS Sandown Raceway, Princess Hwy, Springvale. Put your steed on display, and watch some fantastic oldies going round the track. Contact Tony directly on 0411 406 760, for details and tickets
SUNDAY 27TH 10am - 3pm	2019 MUSTANG ROUNDUP VIC STATE CONCOURS DANDENONG SHOWGROUNDS BENNET STREET DANDENONG Read all the details earlier in this magazine



NOVEMBER 2019

SATURDAY 9TH	CENTRAL CREW COFFEE MORNING Rocklea Homemaker Centre 239 to 249 High St. Kangaroo Flat Meeting at 9am. All Welcome Contact Angela on 0438 699 515 to register
SATURDAY 9TH SUNDAY 10TH	MUSTANGS ON THE MURRAY 2019 This will be the 4th time this event will be held, and it's getting bigger every year. Heading up on the Saturday, meeting at the Shell Servo, Corner Donnybrook Road and the Hume Hwy at 0800 for departure shortly thereafter. A cruise to one of the local attractions will also be on, departing the hotel carpark at 1pm, and getting back to your room in time for dinner in the Bistro. Staying at Quest Wodonga on Saturday the 10th of November, Contact Quest Wodonga directly on (02) 6043 8300 and mention Mustangs on the Murray to get your special room rate. Dinner at the Houn Hill Bistro Saturday Night, starting at 630pm, Display at Junction Square, just a short drive from the hotel, starting at 0900. So come along and get together with the NSW crew and catch up with your fellow Mustang enthusiasts Contact Quest Wodonga directly on (02)6043 8300 and mention Mustangs on the Murray to receive the special room rate. Contact Tony on 0411 406 760 if you have any questions Noting, you may wish to have an extended stay, a group is heading up on Friday the 8th of November, contact Sue Broderick for details.
SATURDAY 16TH EVENING	DRIVE IN MOVIE NIGHT - "Ford Vs Ferrari" The Melbourne Cobra Owners Club Inc. would like to invite the Mustang Owners Club of Australia (Vic) Inc to attend our drive-in night on Saturday the 16th of November, 2019 at the Lunar Drive In at Dandenong. The movie for the night is "Ford Vs Ferrari" in which the Cobras and Daytona's will be fully featured. The function will start at 7.15 pm and run until the completion of the movie which will probably be around 11.00pm due to daylight saving. The plan is for everyone to start lining up at 7.00pm for the gates opening, we can then set up a display area and cars can be viewed before the movie starts. Other clubs including the GT40's, Ferrari's, Melbourne Cobra Club and media groups are invited and expected. Costs as follows: • Adults: \$13 • Concession: \$11 • Kids 4-16 years: \$9 • Kids under 4: Free • Carload: \$30 (Thursday, Friday, Saturday and Sunday) If interested, please be there in line from 7:15pm, the plan being to be directed to parking areas allocated for each club. See you there.....Tony
SUNDAY 17TH	MEREDITH CAR SHOW The Geelong Old School Cruisers, have once again invited the Mustang Owners Club to attend this fantastic event. Held on the Meredith Cricket Oval and Recreational Reserve, 21 Wilson st Meredith. Meeting at the BP Geelong By pass from 0830 for a 9am sharp departure. A huge variety of cars on display, trade stalls, and food a plenty. So come along to this country style car show, in support of the Isabella and Marcus Foundation. Entry, \$5 To Register contact Tony directly on 0411 406 760, use the App or email mustangclubevents@gmail.com
WEDNESDAY 20TH	MONTHLY CLUB MEETING REGGIO CALABRIA CLUB 476 Brunswick Rd, Parkville VIC 3052 at 8.00pm. Don't forget you have to be in attendance for your chance to win one of the following: LUCKY MEMBERS JACKPOT DRAW, MUG OF THE MONTH, DOOR PRIZE, and MOCA RAFFLE.

SEE MORE EVENTS FOR NOVEMBER OVER PAGE



www.facebook.com/pages/Official-Mustang-Owners-Club-Australia-Victoria/270093699735606



VICTORIA CLUB SOCIAL CALENDAR

OCTOBER 2019 - FEBRUARY 2020



NOVEMBER 2019

FRIDAY 22ND SATURDAY 23RD SUNDAY 24TH	GEELONG REVIVAL On the Geelong Foreshore, place your steed on display in the Steam Packet Gardens display area, and have a look at some of the fantastic displays, including all day time trials down the famous Eastern Beach car park trials track. Register directly with the event organisers using the following link: https://geelongrevival.com.au/register-for-an-event/shannons-classic-motorshow/ Making sure you register for each of the activities you wish to enter in, and please make sure when you register as a member of the Mustang Owners Club, so you can be included in our club display. Questions, call Tony on 0411 406 760
SUNDAY 24TH	1ST SHOWCARS MELBOURNE BENTLEIGH FESTIVAL CAR & BIKE SHOW Free Public Entry Setup Times 9.15am-10.15am - Show Starts 11.00am-4.30pm - Presentation Awards 2.30pm Meguiars Showbag included with your entry Display area on Centre Road Bentleigh Closed from (Jasper to Wheatley Road) All Types of Cars and Bikes can display ,Classics, Muscle Cars , Street Machines , Hot Rods , Vintage , Original also all clubs are welcome to attend on the day a Photo is Required for our record . On Day Great family entertainment Food,Resturants, Live Music,carnival rides,trade stalls, kids shows, awards and lots more !!the festival attracts over 35k Public !! VISIT HERE TO ENTER https://www.trybooking.com/BFIAT Also At www.showcarsmelbourne.com.au

DECEMBER 2019

SUNDAY 8TH	STEVE LOND MEMORIAL RUN Meeting at Mustangs of Melbourne, 8/65-67 Canterbury Rd, Montrose from 0930 for a 10am depart. From there we head to the Yarra Valley Chocolate Factory, 35 Old Healesville Rd, Yarra Glen, where we will spend an hour or so checking out some of the available fare. We will then take a leisurely cruise through Toolangi and Healesville before we stop for Lunch at our favourite Yarra Valley Grand Hotel for lunch at 1230. Contact Tony directly on 0411 406 760 or email mustangclubevents@gmail.com to advise of your attendance. Bookings are essential.
WEDNESDAY 11TH	MONTHLY CLUB MEETING - CHRISTMAS BREAK UP DINNER REGGIO CALABRIA CLUB 476 Brunswick Rd, Parkville VIC 3052 at 8.00pm. Dinner from 6pm - Meeting starts 8pm A cover charge of \$25 applies, (includes dinner, beer, wine and soft drink) Contact Macka directly to register your attendance Don't forget you have to be in attendance for your chance to win one of the following: LUCKY MEMBERS JACKPOT DRAW, MUG OF THE MONTH, DOOR PRIZE, and MOCA RAFFLE.
SATURDAY 14TH	CENTRAL CREW COFFEE MORNING Rocklea Homemaker Centre 239 to 249 High St. Kangaroo Flat Meeting at 9am. All Welcome Contact Angela on 0438 699 515 to register
SUNDAY 15TH	KIDS CHRISTMAS TREAT Meeting at Lorbeks, 30 Prohasky St, Port Melbourne VIC 3207 at 0900 for a 0930 sharp start. Once again the Borg brothers will have comprehensive directions to the venue, with many places and things of interest to see along the way? Heading to a venue for lunch, where the man in the red suit will join us. So if you have kids 12 years of age or younger, call Tony on 0411 406 760 with details. Contact Tony directly on 0411 406 760 or email mustangclubevents@gmail.com to advise of your attendance, Not bringing kids, that's ok too, just let Tony know.

JANUARY 2020

SUNDAY 5TH	DRYSDALE CRICKET CLUB CAR SHOW SUNDAY 5TH OF JANUARY 2020 Come along to what has become the traditional annual car show opening event. Meeting at the BP Geelong By Pass from 0830 for a 0900 sharp departure. Travelling through Geelong to the venue at the Drysdale Cricket Club, or meet us there from 1000. To Register contact Tony directly on 0411 406 760, use the App or email mustangclubevents@gmail.com
SATURDAY 11TH	CENTRAL CREW COFFEE MORNING Rocklea Homemaker Centre 239 to 249 High St. Kangaroo Flat Meeting at 9am. All Welcome Contact Angela on 0438 699 515 to register
WEDNESDAY 15TH	MONTHLY CLUB MEETING REGGIO CALABRIA CLUB 476 Brunswick Rd, Parkville VIC 3052 at 8.00pm. Don't forget you have to be in attendance for your chance to win one of the following: LUCKY MEMBERS JACKPOT DRAW, MUG OF THE MONTH, DOOR PRIZE, and MOCA RAFFLE.

FEBRUARY 2020

TUESDAY 11TH THRU TO MONDAY 17TH	TASMANIAN TRIP 2020 6 nights & 5 days of fun and frivolity. 2 nights staying in Strahan & 2 nights in Hobart. Saturday, be a participant in the largest ever Mustang show held in Tasmania on the Lawns of Parliament House. Judging will take place and prizes awarded to the winners at the Club Dinner that evening. For further information contact: tassie2020@mustangclubvictoria.org.au SEE MORE DETAILS PAGE 15
---	---



www.facebook.com/pages/Official-Mustang-Owners-Club-Australia-Victoria/270093699735606

TASMANIAN CLUB SOCIAL CALENDAR

OCTOBER 2019 - APRIL 2020

Contact Bev on 0414 833 839 for details & to Register

SUNDAY 20 OCTOBER 2019	WESTBURY CAR SHOW
SUNDAY 27 OCTOBER 2019	TOP GEAR AT ROCKY CAPE, CARS, BIKES, SWAP MEET
SUNDAY 27 OCTOBER 2019	MOCA VICTORIAN CONCOURS MELBOURNE
SUNDAY 27 OCTOBER 2019	SYMMON'S PLAINS, CARS/BIKES/BANDS
SUNDAY 4 NOVEMBER 2019	ERROL NORTHROP MEMORIAL CAR SHOW, ULVERSTONE
SAT 7 & SUN 8 DECEMBER 2019	MOCA TAS CHAPTER XMAS AT SWANSEA
SATURDAY 15 FEBRUARY 2019	MOCA VIC/TAS HOBART PARLIAMENT HOUSE LAWNS, SALAMANCA PLACE
SUNDAY 16 FEBRUARY 2019	DELORAINE CAR SHOW, PRE 1989 VEHICLES
SUNDAY 22 MARCH 2020	DEVONPORT MOTOR SHOW
FRI 10 THRU TO MON 13 APRIL 2020	EASTER - MUSTANG NATIONALS, ADELAIDE SA.

Suspensionpartsonline.com.au



BORLA
EXHAUST




We stock and sell BORLA exhaust systems. Axle Back and Full Cat Back Systems # No 1 in the USA



We stock and sell Project 6GR wheels. Flow Forged to suit your S197 and S550 with perfect fit.



VOGTLAND



We stock and sell the VOGTLAND range of Lowering Springs and CoilOver Kits for your S197 and S550



ARH
American Racing Headers



We stock and sell the NEW RHD American Racing Headers made in the USA to suit your S550 GT 5.0



MP CONCEPTS



MP Concepts GT350 Nose kits, Side Scoops, Window Louvres, Blank Rear Deck Lids, Quad Tip Valve etc

Service and Advice - Suspensionpartsonline.com.au is your #1 Mustang S550 source.

Unit 5 /188 Chesterville Road, Moorabbin, Victoria. 3189 Ph 03 9553 6915

FOR SALE
Cars & Parts
for MOCA VIC Club Members

MUSTANG FIBREGLASS INTERIOR TRIM

Contact Frank Thomson 0401 391 906

SERVICES INCLUDE:

- General Fibreglass Repairs and Modifications.
- Custom Fabrication.
- Specialising in Mustang Interior Trim Parts and Panels From 1965-1973.



1969 Interior Quarter Panel Trim Set



1969 Front Spoiler.



Bonnet Scoop.



Multi 3 Layer Construction.



Moulds built from Original Parts.



- Outdoor and Indoor Car Capsules available
- Bike Capsules available
- One year warranty
- Showcases available
- Unique evaporative storage system
- Easy to set up and use

We at Autonovus are PASSIONATE about protecting your vehicle. The indoor and outdoor CarCapsules are the ORIGINAL car "bubbles" that completely seal and protect your vehicle from rodents, rust, corrosion, dirt, dust, mildew and musty odors. The patented continuous air flow system keeps the temperature consistent inside and out and eliminating condensation. Protect YOUR invest today with the CarCapsule.



WWW.AUTONOVUS.COM.AU

f AUTONOVUS

W: AUTONOVUS.COM.AU


P: 0490 455 287

E: INFO@AUTONOVUS.COM.AU

Duvall Motorsport Australia Pty Ltd

Our Services Include:

- Track and tarmac rally preparation
- Brake and suspension upgrades
- Fuel and ignition system re-calibrating
- Engine development and blueprinting
- Dynometer Tuning
- Mechanical repairs and routine servicing



When approached by Alan Moffat to develop his all conquering Trans Am Mustang, from the early days of tunnel port engines through to the Boss engines, we can say with confidence that we understand Mustangs. Our knowledge of V8's was further honed with the design, development and production of the Australian Ford GTHO Phase 1, 2, 3 and 4 high performance engines which won many times at Bathurst.

Bill Santuccione

1 - 241 Governor Road, Braeside, Victoria 3195
Ph: 0438 907 672 Fax: 9588 1726 Email: duvallmsport@iinet.net.au



Griffs
American
Auto Parts
& Restorations

Acquisition, Restoration & Sales of Muscle Cars, Hot Rods & Classics.

Services Available....

- Turn Key Projects
- Part Projects
- RestoMods
- Custom Fabrication
- Complete Range of New Mustang Parts 1964 - 1973
- Engine & Driveline Installations & Upgrades
- Sourcing of Second Hand & Rare Parts
- Body & Paint Restoration



Griffs restoration shop is located in the heart of Victoria in ever sunny Ballarat. We have a 1000 square metre factory with state of the art equipment and facilities.

Griffs is not just any old workshop, we take pride in everything we do and our work environment reflects exactly that, it is always ultra clean and tidy.

We welcome all visitors to come and view our shop, have a coffee and discuss your next project.

No matter what your heart desires, at Griffs we can make your dream come to life. Qualified tradesman, experienced project management and experienced automotive builders ensure your car is completed on time, on budget and most importantly to the highest of standards.

Opening hours

Monday - Friday 8.00am - 5.00pm
Saturday 8.00am - 12.30pm

LMCT 10489

"Where Life Is All About the Ride"

3 Traminer Crt, Wendouree, Vic, 3355 Phone: (03) 5338 2427 Fax: (03) 5338 2527
Email: sales@griffs.com.au Web: www.griffs.com.au

AUSTRALIAN SHELBY REGISTRY



The Australian Shelby Registry was created back in 2009 by the Australian Mustang Club and affiliated with Shelby American (SAAC) Australian

Shelby Owners and Mustang Motorsport. Nez Demaj was elected the Australian Shelby Registrar by the Australian Mustang Club and certified by SAAC in 2009.

The main objective of the Australian Shelby Registry is to create a data base of early and late model Shelys and establish the amount and wherabouts of all Shelys in Australia. Also, to have links with SAAC and to update their records, change of ownership and any relevant information of each Shelby produced.

Once a Shelby owner has submitted their details such as their name, state of residence and Shelby details such as VIN and Shelby numbers then their information is loaded in the Australian Shelby Registry. Once submitted, the Shelby owners details are kept confidential at all times and never published in any magazines or websites. In each state of Australia, there are State Shelby Representatives who can assist any present Shelby owners with any questions relating to their Shelys.

There are advantages in being an Australian Shelby Registry member as there are many Mustang and Shelby displays organised around the country so every Shelby member is contacted via email whenever there is an upcoming Shelby display. Also, when a Shelby owner decides to sell his/her Shelby, they can inform the Australian Shelby Registrar and he will email all Shelby Registry members.

The Australian Shelby Registry is a group of Shelby owners who come together at various Shelby displays around the country while enjoying each others company and their vehicles.

So, please submit your Shelby details in confidence directly to the Australian Shelby Registrar, Craig McKenzie.



Australian Shelby Registry
shelby.org.au

Australian Mustang Club
mustang.org.au

Mustang Motorsport
mustangmotorsport.com.au

Australian Shelby Registrar
Craig McKenzie

Victorian Shelby Representative
Craig McKenzie
0417 561 246
macka62@iprimus.com.au

Moving?

ALLIED PICKFORDS
The Careful Movers™



- ✓ **Local, national & global coverage**
Over 600 locations around the world
- ✓ **Specialised packing materials**
Maximum protection for your household goods
- ✓ **Office & Commercial Relocations**
Specialist equipment with 24 hour availability
- ✓ **Knowledge and experience**
Obligation free quote from our local move consultant

afra
Australian Furniture Removers Association

Certified System
Quality ISO 9001
SAI GLOBAL

FAIM



03 9904 0100

alliedpickfords.com.au



OFFICIAL CLUB CLOTHING & MERCHANDISE



A Nitro Shirt - Navy & Red (Available In Both Mens & Ladies Cuts)	\$55
B Polo Shirt - White, Navy & Red	\$50
C Polo Shirt - Red, Navy & White (New Style)	\$55
Children's T-Shirts	From \$20
Children's Polo Shirts	\$25
D Ladies 3/4 Length Sleeved Tops In Black / White	\$40
Ladies V-Neck Short Sleeve	\$35
Ladies Cardigan - Navy	\$75
V-Neck Jumper - Dark Navy	\$75
E Fleece Long Sleeved Tops - Navy Only	\$55
F Reversible Vests - Navy With Red Lining	\$50

G Hoodie - Navy / Red Piping Or Screenprint	\$60
H Cambrey Shirts Long And Short Sleeve	\$60
I Baseball Jacket W/Suede Sleeve (Large Logo On Back, Small Logo On Front)	\$170
J Navy Winter Jacket / Fully Lined With Red Piping (Large Logo On Back, Name On Front Optional)	\$105 \$150
K Lightweight Microfibre Club Jacket Red, White & Blue (Large Logo On Back, Name On Front Optional) Limited Stock)	\$80 \$125
Club Caps Navy / Suede Peak	\$20
Ladies Peak Hats	\$15
Beanies	\$15

ASSORTED BADGES & STICKERS ALSO AVAILABLE



HOW TO ORDER

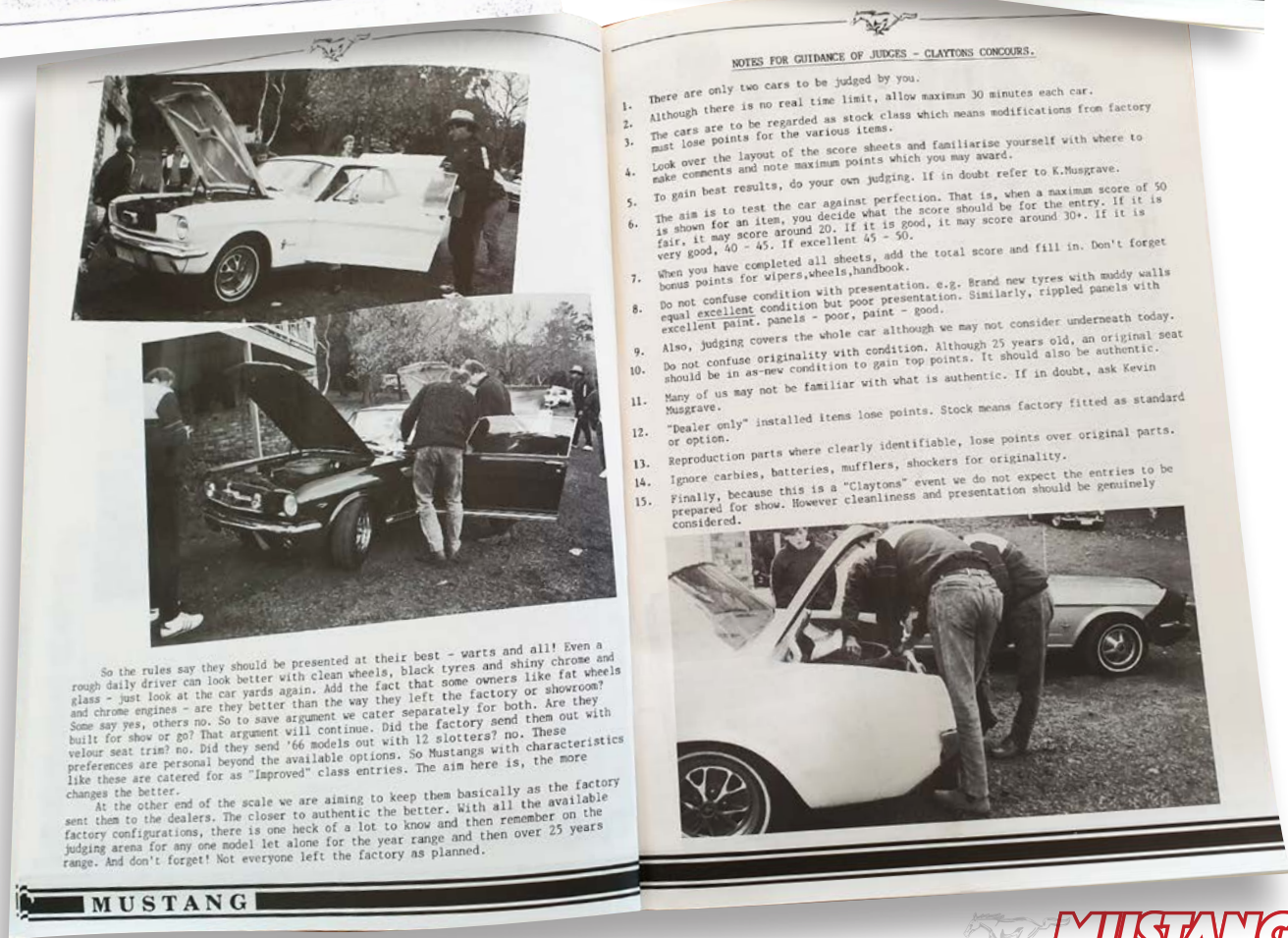

- Contact Lynda Sparrow by Phone on 0447 474 790 or email lynda@australiansilencer.com.au to order all your gear.
- Allow \$10 - \$15 extra for any items that need to be posted.
- Please make all Cheques payable to: 'MUSTANG OWNERS CLUB AUST. (VIC) INC.'

MUSTANG ROUNDUP

circa: @ JUNE 1990 VICTORIAN NEWS BULLETIN.

Claytons Concours Article - Excerpts from the June Edition.

Interestingly, this article is still quite relevant for today.



Tuckett's Tyrepower Hastings

Specialising in Tyres,
Wheels, Brakes and
Suspension for your
Mustang or daily driver



2079 Frankston-Flinders Road, Hastings
Call Rob or Dean on 59793844



COLOUR PRINTING THAT DOESN'T COST THE EARTH

We offer end to end marketing and printing solutions

- Graphic Design • Digital Printing • Large Format Printing
- Personalisation • Mailing • Offset Printing



Phone: 03 9763 9166 Email: hornet@hornetpress.com.au

**MUSTANG
ROUNDUP**

THE BEST PARTS | THE BEST SERVICE

FROM AUSTRALIA'S MOST TRUSTED MUSTANG EXPERTS



\$715

Includes rim, tyre, jack and lever!

2015-19 SPARE WHEEL KIT



\$3500

2015-19 15" SLOTTED BREMBO BRAKE UPGRADE



\$780

2015-19 ROUSH TRUNK TOOLKIT



SHOCKWORKS

\$2800

Handles better and provides more comfortable ride than stock!

2015-19 5.0L V8 ADJUSTABLE PERFORMANCE COILOVERS



\$520

2015-19 OEM USA STRUT TOWER BRACE FOR RHD



ROUSH

Superchargers from \$15,400 fully installed!

2015-17 5.0L V8 ROUSH PHASE 1 670HP SUPERCHARGER



\$2200

2015-19 CARROLL SHELBY CS56 V2.0 20" WHEEL SET



\$110

2015-19 DRAKE BILLET FUSE BOX COVER



STEEDA

\$220

2015-19 HOOD STRUT KIT



\$650

2015-17 GENUINE 50TH ANNIVERSARY GRILLE



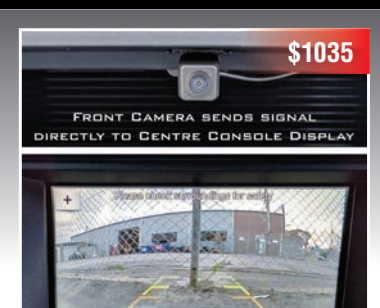
\$200

2015-17 OEM USA GT LOWER GRILLE



\$695

2015-17 GT350 STEERING WHEEL WITH SILVER STITCHING



\$1035

FRONT CAMERA SENDS SIGNAL DIRECTLY TO CENTRE CONSOLE DISPLAY

2015-17 FRONT PARKING CAMERA



M MUSTANG MOTORSPORT

\$200

2015-19 MM BOOT/TRUNK MAT



\$100

2015-19 BLACK LOCK NUT SET



from \$380

2015-17 LOGBOOK SERVICING INC. OIL FILTER, VEHICLE CHECK

ORDER ONLINE NOW AT MUSTANGMOTORSPORT.COM.AU

AUSTRALIA'S LARGEST RANGE OF MUSTANG PARTS AND ACCESSORIES IN STOCK IN AUSTRALIA NOW!

MUSTANGMOTORSPORT.COM.AU

03 9753 5799 10 HAYWARD RD, FERNTREE GULLY VIC 3156

MUSTANG
MOTORSPORT